

BENEFIT TRUST COMPANY HEREBY  
CERTIFIES THIS ANNUAL TRUST STATEMENT FURNISHED  
PURSUANT TO 29 CFR 2520.103-5(C) IS COMPLETE  
AND ACCURATE.

\_\_\_\_\_  
(AUTHORIZED SIGNATURE)

SCOTT RANKIN

KS 66211

ACCOUNT NUMBER 115150003820

FOR THE PERIOD FROM 07/01/2017 TO 06/30/2018

THE PLAN ADMINISTRATOR WILL BE DEEMED TO APPROVE THIS REPORT UNLESS IT SUBMITS WRITTEN OBJECTIONS  
OR PROPOSED CORRECTIONS THERETO WITHIN NINETY (90) CALENDAR DAYS FOLLOWING THE END OF THE PERIOD  
COVERED IN THE REPORT.

# TRUST EB FORMAT

---

Statement Period  
Account Number

07/01/2017 through 06/30/2018  
115150003820

## Contents

---

Summary Of Fund	1
Asset Summary As Of 06/30/2018	2
Summary Of Cash Receipts And Disbursements	6
Schedule Of Income	7
Schedule Of Other Additions	23
Schedule Of Fees And Other Expenses	24
Schedule Of Miscellaneous Transactions	27
Schedule Of Purchases	28
Schedule Of Sales	54
Schedule Of Unrealized Gains & Losses	85
Balance Sheet	88
Schedule Of Prior Period Trades Settled	90
Schedule Of Pending Trades End Of Period	92

## TRUST EB FORMAT

Statement Period  
Account Number

07/01/2017 through 06/30/2018  
115150003820

### Summary Of Fund

---

<b>MARKET VALUE AS OF 07/01/2017</b>		<b>97,090,908.91</b>
EARNINGS		
NET INCOME CASH RECEIPTS	3,854,179.61	
FEES AND OTHER EXPENSES	371,455.29-	
REALIZED GAIN OR LOSS	712,142.91	
UNREALIZED GAIN OR LOSS	1,461,711.46	
<b>TOTAL EARNINGS</b>		<b>5,656,578.69</b>
OTHER RECEIPTS		12,200,000.00
<b>TOTAL MARKET VALUE AS OF 06/30/2018</b>		<b>114,947,487.60</b>

# TRUST EB FORMAT

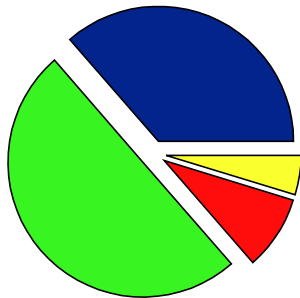
Statement Period  
Account Number

07/01/2017 through 06/30/2018  
115150003820

## Asset Summary As Of 06/30/2018

DESCRIPTION	MARKET VALUE	AVG COST	% OF PORT
MUTUAL FUND - FIXED INCOME	57,557,315.93	58,429,298.35	50
MUTUAL FUND - DOMESTIC EQUITY	41,694,168.08	36,836,808.68	36
MUTUAL FUND - INTERNATIONAL EQUITY	10,365,159.36	8,971,264.90	9
MUTUAL FUND - REAL ESTATE	5,330,844.23	5,215,941.41	5
<b>TOTAL INVESTMENTS</b>	<b>114,947,487.60</b>	<b>109,453,313.34</b>	
CASH	161,645.60		
DUE FROM BROKER	0.00		
DUE TO BROKER	161,645.60		
<b>TOTAL MARKET VALUE</b>	<b>114,947,487.60</b>		

## Ending Asset Allocation



36.3%	<span style="color: blue;">■</span>	MUTUAL FUND - DOMESTIC EQUITY	41,694,168.08
50.1%	<span style="color: green;">■</span>	MUTUAL FUND - FIXED INCOME	57,557,315.93
9.0%	<span style="color: red;">■</span>	MUTUAL FUND - INTERNATIONAL EQUI	10,365,159.36
4.6%	<span style="color: yellow;">■</span>	MUTUAL FUND - REAL ESTATE	5,330,844.23
100.0%		<b>Total</b>	<b>114,947,487.60</b>

## TRUST EB FORMAT

Statement Period  
Account Number

07/01/2017 through 06/30/2018  
115150003820

### Asset Detail As Of 06/30/2018

UNITS/BOOK VALUE	DESCRIPTION	MARKET VALUE	AVG COST	% OF PORT
<b>MUTUAL FUND - FIXED INCOME</b>				
809,520.654	BLACKROCK TOTAL RETURN - K	9,163,773.80	9,572,426.83	8
350,128.096	GUGGENHEIM INVESTMENTS MACRO OPPORTUNITIES INST.	9,295,900.95	9,246,492.77	8
506,520.386	GUGGENHEIM INVESTMENTS INVESTMENT GRADE BOND FUND	9,335,170.71	9,293,281.06	8
437,802.763	HARTFORD WORLD BOND - Y	4,693,245.62	4,559,126.91	4
323,133.576	LEGG MASON BW GLOBAL OPPORTUNITIES BOND IS	3,334,738.50	3,504,278.07	3
335,955.862	LEGG MASON BW ALTERNATIVE CREDIT	3,480,502.73	3,464,115.47	3
650,376.76	PRUDENTIAL FUNDS TOTAL RETURN BOND CL Q	9,163,808.55	9,303,720.62	8
805,152.796	WESTERN ASSET CORE PLUS BOND IS	9,090,175.07	9,485,856.62	8
		<b>57,557,315.93</b>	<b>58,429,298.35</b>	<b>50</b>
<b>MUTUAL FUND - DOMESTIC EQUITY</b>				
213,171.919	ALGER FUNDS SMALL CAP FOCUS Z	4,137,666.95	2,515,903.08	4
263,037.603	ALGER FUNDS SPECTRA Z	6,110,363.52	4,962,201.19	5
168,129.706	BRANDES FUNDS INTERNATIONAL SMALL CAP R6	2,094,896.14	2,253,852.36	2
172,076.569	COLUMBIA CONTRARIAN CORE	4,492,919.22	3,996,836.37	4
116,644.513	OAKMARK SELECT FUND-INSTITUTIONAL	5,337,652.91	5,170,637.41	5
118,468.167	OAKMARK INTERNATIONAL INST.	3,129,928.97	3,472,632.14	3

## TRUST EB FORMAT

Statement Period  
Account Number

07/01/2017 through 06/30/2018  
115150003820

### Asset Detail As Of 06/30/2018

UNITS/BOOK VALUE	DESCRIPTION	MARKET VALUE	AVG COST	% OF PORT
94,368.513	HARTFORD FUNDS MIDCAP CLASS Y	3,627,525.64	2,646,551.92	3
101,356.824	JOHN HANCOCK INTERNATIONAL GROWTH R6	2,857,248.87	2,891,875.83	2
76,668.678	PRUDENTIAL JENNISON GLOBAL OPPS Q	1,842,348.33	1,737,317.10	2
211,485.444	THORNBURG INVESTMENT INCOME BUILDER R6	4,496,180.54	4,266,293.11	4
49,151.791	UNDISCOVERED MANAGERS BEHAVIORAL VALUE R6	3,567,436.99	2,922,708.17	3
		<b>41,694,168.08</b>	<b>36,836,808.68</b>	<b>36</b>
<b>MUTUAL FUND - INTERNATIONAL EQUITY</b>				
254,747.769	HARTFORD INTERNATIONAL VALUE - Y	4,254,287.74	3,673,225.33	4
118,492.233	CLEARBRIDGE INTERNATIONAL CM CAP - IS	2,124,565.74	1,809,512.78	2
51,953.598	AMERICAN FUNDS NEW PERSPECTIVE F2	2,337,392.37	2,011,421.27	2
25,363.998	AMERICAN FUNDS NEW WORLD F2	1,648,913.51	1,477,105.52	1
		<b>10,365,159.36</b>	<b>8,971,264.90</b>	<b>9</b>
<b>MUTUAL FUND - REAL ESTATE</b>				
193,002.613	COHEN AND STEERS REAL ESTATE SECURITIES - Z	2,997,330.58	2,988,356.38	3
96,505.941	PRUDENTIAL FUNDS GLOBAL REAL ESTATE CL Q	2,333,513.65	2,227,585.03	2
		<b>5,330,844.23</b>	<b>5,215,941.41</b>	<b>5</b>

## TRUST EB FORMAT

Statement Period  
Account Number

07/01/2017 through 06/30/2018  
115150003820

### Asset Detail As Of 06/30/2018

UNITS/BOOK VALUE	DESCRIPTION	MARKET VALUE	AVG COST	% OF PORT
	TOTAL INVESTMENTS	114,947,487.60		
	CASH	161,645.60		
	DUE FROM BROKER	0.00		
	DUE TO BROKER	161,645.60		
	NET ASSETS	114,947,487.60		
	TOTAL MARKET VALUE	114,947,487.60		

# TRUST EB FORMAT

Statement Period  
Account Number

07/01/2017 through 06/30/2018  
115150003820

## Summary Of Cash Receipts And Disbursements

### R E C E I P T S

CASH BALANCE AS OF 07/01/2017		206,422.64
INCOME RECEIVED		
DIVIDENDS	3,854,179.61	
TOTAL INCOME RECEIPTS		3,854,179.61
OTHER CASH RECEIPTS		12,200,000.00
PROCEEDS FROM THE DISPOSITION OF ASSETS		10,762,121.48
TOTAL RECEIPTS		26,816,301.09

### D I S B U R S E M E N T S

FEES AND OTHER EXPENSES		
ADMINISTRATIVE FEES AND EXPENSES	371,455.29	
TOTAL FEES AND OTHER EXPENSES		371,455.29
COST OF ACQUISITION OF ASSETS		26,489,622.84
TOTAL DISBURSEMENTS		26,861,078.13
CASH BALANCE AS OF 06/30/2018		161,645.60

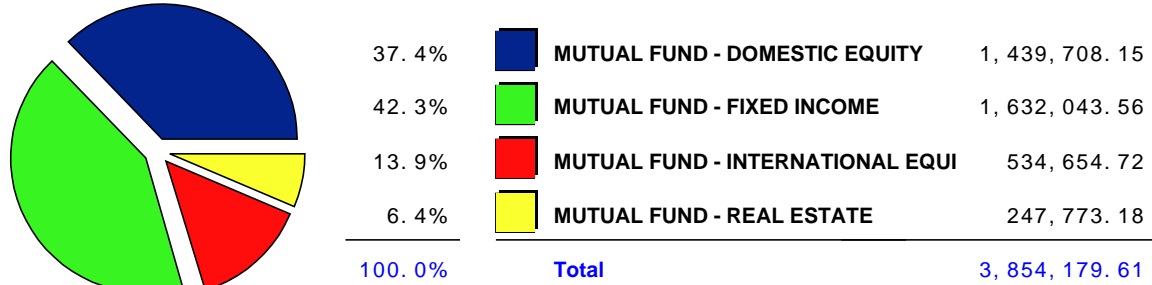


# TRUST EB FORMAT

Statement Period  
Account Number

07/01/2017 through 06/30/2018  
115150003820

## Schedule Of Income Income Allocation



## Income Schedule

DATE	DESCRIPTION	CASH RECEIVED	INCOME EARNED	MARKET / COST BASIS
<b>DIVIDENDS</b>				
<b>MUTUAL FUND - FIXED INCOME</b>				
BLACKROCK TOTAL RETURN - K				
08/01/2017	DIVIDEND ON 651,253.702 SHS BLACKROCK TOTAL RETURN - K AT .034801 PER SHARE EFFECTIVE 07/31/2017	22,664.30		
09/01/2017	DIVIDEND ON 652,978.869 SHS BLACKROCK TOTAL RETURN - K AT .033995 PER SHARE EFFECTIVE 08/31/2017	22,198.32		
10/02/2017	DIVIDEND ON 654,651.43 SHS BLACKROCK TOTAL RETURN - K AT .033536 PER SHARE EFFECTIVE 09/29/2017	21,954.40		
11/01/2017	DIVIDEND ON 656,311.873 SHS BLACKROCK TOTAL RETURN - K AT .03366 PER SHARE EFFECTIVE 10/31/2017	22,091.71		

# TRUST EB FORMAT

Statement Period  
Account Number

07/01/2017 through 06/30/2018  
115150003820

## Schedule Of Income

DATE	DESCRIPTION	CASH RECEIVED	INCOME EARNED	MARKET / COST BASIS
12/01/2017	DIVIDEND ON 657,988.454 SHS BLACKROCK TOTAL RETURN - K AT .034743 PER SHARE EFFECTIVE 11/30/2017	22,860.78		
01/02/2018	DIVIDEND ON 659,735.889 SHS BLACKROCK TOTAL RETURN - K AT .033765 PER SHARE EFFECTIVE 12/29/2017	22,276.05		
02/01/2018	DIVIDEND ON 712,231.371 SHS BLACKROCK TOTAL RETURN - K AT .031901 PER SHARE EFFECTIVE 01/31/2018	22,721.13		
03/01/2018	DIVIDEND ON 713,970.793 SHS BLACKROCK TOTAL RETURN - K AT .030892 PER SHARE EFFECTIVE 02/28/2018	22,056.11		
04/02/2018	DIVIDEND ON 737,048.844 SHS BLACKROCK TOTAL RETURN - K AT .034392 PER SHARE EFFECTIVE 03/29/2018	25,348.24		
05/01/2018	DIVIDEND ON 760,408.825 SHS BLACKROCK TOTAL RETURN - K AT .031507 PER SHARE EFFECTIVE 04/30/2018	23,958.40		
06/01/2018	DIVIDEND ON 783,864.343 SHS BLACKROCK TOTAL RETURN - K AT .031919 PER SHARE EFFECTIVE 05/31/2018	25,020.17		
07/02/2018	DIVIDEND ON 807,378.524 SHS BLACKROCK TOTAL RETURN - K AT .030034 PER SHARE EFFECTIVE 06/29/2018	24,248.91		
	<b>SECURITY TOTAL</b>	<b>277,398.52</b>	<b>277,398.52</b>	
	GUGGENHEIM INVESTMENTS MACRO OPPORTUNITIES INST.			
08/01/2017	DIVIDEND ON 285,452.414 SHS GUGGENHEIM INVESTMENTS MACRO OPPORTUNITIES INST. AT .07049 PER SHARE EFFECTIVE 07/31/2017	20,121.68		

## TRUST EB FORMAT

Statement Period  
Account Number

07/01/2017 through 06/30/2018  
115150003820

### Schedule Of Income

DATE	DESCRIPTION	CASH RECEIVED	INCOME EARNED	MARKET / COST BASIS
09/05/2017	DIVIDEND ON 286,117.456 SHS GUGGENHEIM INVESTMENTS MACRO OPPORTUNITIES INST. AT .08806 PER SHARE EFFECTIVE 08/31/2017	25,195.46		
10/03/2017	DIVIDEND ON 286,972.41 SHS GUGGENHEIM INVESTMENTS MACRO OPPORTUNITIES INST. AT .069725 PER SHARE EFFECTIVE 09/29/2017	20,009.20		
11/01/2017	DIVIDEND ON 287,631.34 SHS GUGGENHEIM INVESTMENTS MACRO OPPORTUNITIES INST. AT .080485 PER SHARE EFFECTIVE 10/31/2017	23,150.05		
12/01/2017	DIVIDEND ON 288,406.271 SHS GUGGENHEIM INVESTMENTS MACRO OPPORTUNITIES INST. AT .070615 PER SHARE EFFECTIVE 11/30/2017	20,365.85		
01/02/2018	DIVIDEND ON 289,076.348 SHS GUGGENHEIM INVESTMENTS MACRO OPPORTUNITIES INST. AT .0636 PER SHARE EFFECTIVE 12/29/2017	18,385.19		
02/01/2018	DIVIDEND ON 308,923.481 SHS GUGGENHEIM INVESTMENTS MACRO OPPORTUNITIES INST. AT .061102 PER SHARE EFFECTIVE 01/31/2018	18,875.90		
03/01/2018	DIVIDEND ON 309,529.874 SHS GUGGENHEIM INVESTMENTS MACRO OPPORTUNITIES INST. AT .057961 PER SHARE EFFECTIVE 02/28/2018	17,940.79		
04/02/2018	DIVIDEND ON 319,218.526 SHS GUGGENHEIM INVESTMENTS MACRO OPPORTUNITIES INST. AT .06252 PER SHARE EFFECTIVE 03/29/2018	19,957.54		
05/01/2018	DIVIDEND ON 329,012.468 SHS GUGGENHEIM INVESTMENTS MACRO OPPORTUNITIES INST. AT .077411 PER SHARE EFFECTIVE 04/30/2018	25,469.32		
06/01/2018	DIVIDEND ON 339,036.166 SHS GUGGENHEIM INVESTMENTS MACRO OPPORTUNITIES INST. AT .07316 PER SHARE EFFECTIVE 05/31/2018	24,803.86		

# TRUST EB FORMAT

Statement Period  
Account Number

07/01/2017 through 06/30/2018  
115150003820

## Schedule Of Income

DATE	DESCRIPTION	CASH RECEIVED	INCOME EARNED	MARKET / COST BASIS
07/02/2018	DIVIDEND ON 349,047.525 SHS GUGGENHEIM INVESTMENTS MACRO OPPORTUNITIES INST. AT .082193 PER SHARE EFFECTIVE 06/29/2018	28,689.15		
	<b>SECURITY TOTAL</b>	<b>262,963.99</b>	<b>262,963.99</b>	
	GUGGENHEIM INVESTMENTS INVESTMENT GRADE BOND FUND			
08/01/2017	DIVIDEND ON 414,785.45 SHS GUGGENHEIM INVESTMENTS INVESTMENT GRADE BOND FUND AT .062628 PER SHARE EFFECTIVE 07/31/2017	25,977.32		
09/05/2017	DIVIDEND ON 416,063.281 SHS GUGGENHEIM INVESTMENTS INVESTMENT GRADE BOND FUND AT .060223 PER SHARE EFFECTIVE 08/31/2017	25,056.64		
10/03/2017	DIVIDEND ON 417,281.866 SHS GUGGENHEIM INVESTMENTS INVESTMENT GRADE BOND FUND AT .044138 PER SHARE EFFECTIVE 09/29/2017	18,417.89		
11/01/2017	DIVIDEND ON 418,146.66 SHS GUGGENHEIM INVESTMENTS INVESTMENT GRADE BOND FUND AT .052824 PER SHARE EFFECTIVE 10/31/2017	22,088.15		
12/01/2017	DIVIDEND ON 419,207.458 SHS GUGGENHEIM INVESTMENTS INVESTMENT GRADE BOND FUND AT .052858 PER SHARE EFFECTIVE 11/30/2017	22,158.43		
01/02/2018	DIVIDEND ON 420,270.152 SHS GUGGENHEIM INVESTMENTS INVESTMENT GRADE BOND FUND AT .042083 PER SHARE EFFECTIVE 12/29/2017	17,686.33		
02/01/2018	DIVIDEND ON 447,545.518 SHS GUGGENHEIM INVESTMENTS INVESTMENT GRADE BOND FUND AT .042951 PER SHARE EFFECTIVE 01/31/2018	19,222.66		

# TRUST EB FORMAT

Statement Period  
Account Number

07/01/2017 through 06/30/2018  
115150003820

## Schedule Of Income

DATE	DESCRIPTION	CASH RECEIVED	INCOME EARNED	MARKET / COST BASIS
03/01/2018	DIVIDEND ON 448,445.112 SHS GUGGENHEIM INVESTMENTS INVESTMENT GRADE BOND FUND AT .039597 PER SHARE EFFECTIVE 02/28/2018	17,757.22		
04/02/2018	DIVIDEND ON 462,574.051 SHS GUGGENHEIM INVESTMENTS INVESTMENT GRADE BOND FUND AT .038275 PER SHARE EFFECTIVE 03/29/2018	17,704.83		
05/01/2018	DIVIDEND ON 476,634.917 SHS GUGGENHEIM INVESTMENTS INVESTMENT GRADE BOND FUND AT .0461 PER SHARE EFFECTIVE 04/30/2018	21,972.80		
06/01/2018	DIVIDEND ON 491,000.926 SHS GUGGENHEIM INVESTMENTS INVESTMENT GRADE BOND FUND AT .042761 PER SHARE EFFECTIVE 05/31/2018	20,995.81		
07/02/2018	DIVIDEND ON 505,274.914 SHS GUGGENHEIM INVESTMENTS INVESTMENT GRADE BOND FUND AT .045429 PER SHARE EFFECTIVE 06/29/2018	22,954.05		
	<b>SECURITY TOTAL</b>	<b>251,992.13</b>	<b>251,992.13</b>	
	HARTFORD WORLD BOND - Y			
12/29/2017	DIVIDEND ON 362,892.256 SHS HARTFORD WORLD BOND - Y AT .002087 PER SHARE EFFECTIVE 12/27/2017	757.36		
07/02/2018	DIVIDEND ON 437,788.388 SHS HARTFORD WORLD BOND - Y AT .000352 PER SHARE EFFECTIVE 06/28/2018	154.10		
	<b>SECURITY TOTAL</b>	<b>911.46</b>	<b>911.46</b>	

# TRUST EB FORMAT

Statement Period  
Account Number

07/01/2017 through 06/30/2018  
115150003820

## Schedule Of Income

DATE	DESCRIPTION	CASH RECEIVED	INCOME EARNED	MARKET / COST BASIS
	LEGG MASON BW GLOBAL OPPORTUNITIES BOND IS			
10/02/2017	DIVIDEND ON 268,312.547 SHS LEGG MASON BW GLOBAL OPPORTUNITIES BOND IS AT .084897 PER SHARE EFFECTIVE 09/29/2017	22,778.93		
12/22/2017	DIVIDEND ON 270,088.676 SHS LEGG MASON BW GLOBAL OPPORTUNITIES BOND IS AT .125938 PER SHARE EFFECTIVE 12/21/2017	34,014.43		
12/22/2017	SHORT TERM CAPITAL GAINS DIVIDEND ON 270,088.676 SHS LEGG MASON BW GLOBAL OPPORTUNITIES BOND IS AT .1234 PER SHARE EFFECTIVE 12/21/2017	33,328.94		
12/22/2017	LONG TERM CAP GAINS DIVIDEND - PRE 5/6/2003 ON 270,088.676 SHS LEGG MASON BW GLOBAL OPPORTUNITIES BOND IS AT .13642 PER SHARE EFFECTIVE 12/21/2017	36,845.50		
03/29/2018	DIVIDEND ON 293,327.475 SHS LEGG MASON BW GLOBAL OPPORTUNITIES BOND IS AT .07781 PER SHARE EFFECTIVE 03/28/2018	22,823.81		
06/29/2018	DIVIDEND ON 320,463.277 SHS LEGG MASON BW GLOBAL OPPORTUNITIES BOND IS AT .075936 PER SHARE EFFECTIVE 06/28/2018	24,334.70		
06/29/2018	SHORT TERM CAPITAL GAINS DIVIDEND ON 320,463.277 SHS LEGG MASON BW GLOBAL OPPORTUNITIES BOND IS AT .00571 PER SHARE EFFECTIVE 06/28/2018	1,829.85		
06/29/2018	LONG TERM CAP GAINS DIVIDEND - PRE 5/6/2003 ON 320,463.277 SHS LEGG MASON BW GLOBAL OPPORTUNITIES BOND IS AT .00393 PER SHARE EFFECTIVE 06/28/2018	1,259.42		
	<b>SECURITY TOTAL</b>	<b>177,215.58</b>	<b>177,215.58</b>	

# TRUST EB FORMAT

Statement Period  
Account Number

07/01/2017 through 06/30/2018  
115150003820

## Schedule Of Income

DATE	DESCRIPTION	CASH RECEIVED	INCOME EARNED	MARKET / COST BASIS
	LEGG MASON BW ALTERNATIVE CREDIT			
10/02/2017	DIVIDEND ON 280,235,253 SHS LEGG MASON BW ALTERNATIVE CREDIT AT .060926 PER SHARE EFFECTIVE 09/29/2017	17,073.61		
12/22/2017	DIVIDEND ON 281,611.97 SHS LEGG MASON BW ALTERNATIVE CREDIT AT .114313 PER SHARE EFFECTIVE 12/21/2017	32,191.91		
03/29/2018	DIVIDEND ON 306,333,194 SHS LEGG MASON BW ALTERNATIVE CREDIT AT .102463 PER SHARE EFFECTIVE 03/28/2018	31,387.82		
06/29/2018	DIVIDEND ON 335,513,994 SHS LEGG MASON BW ALTERNATIVE CREDIT AT .013644 PER SHARE EFFECTIVE 06/28/2018	4,577.75		
	<b>SECURITY TOTAL</b>	<b>85,231.09</b>	<b>85,231.09</b>	
	PRUDENTIAL FUNDS TOTAL RETURN BOND CL Q			
08/01/2017	DIVIDEND ON 530,430,247 SHS PRUDENTIAL FUNDS TOTAL RETURN BOND CL Q AT .032799 PER SHARE EFFECTIVE 07/31/2017	17,397.53		
09/01/2017	DIVIDEND ON 531,464,737 SHS PRUDENTIAL FUNDS TOTAL RETURN BOND CL Q AT .036706 PER SHARE EFFECTIVE 08/31/2017	19,508.14		
10/02/2017	DIVIDEND ON 532,633,647 SHS PRUDENTIAL FUNDS TOTAL RETURN BOND CL Q AT .040661 PER SHARE EFFECTIVE 09/29/2017	21,657.68		
11/01/2017	DIVIDEND ON 533,957,01 SHS PRUDENTIAL FUNDS TOTAL RETURN BOND CL Q AT .036379 PER SHARE EFFECTIVE 10/31/2017	19,425.07		

# TRUST EB FORMAT

Statement Period  
Account Number

07/01/2017 through 06/30/2018  
115150003820

## Schedule Of Income

DATE	DESCRIPTION	CASH RECEIVED	INCOME EARNED	MARKET / COST BASIS
12/01/2017	DIVIDEND ON 535,125.571 SHS PRUDENTIAL FUNDS TOTAL RETURN BOND CL Q AT .037838 PER SHARE EFFECTIVE 11/30/2017	20,248.23		
01/02/2018	DIVIDEND ON 536,352.604 SHS PRUDENTIAL FUNDS TOTAL RETURN BOND CL Q AT .037079 PER SHARE EFFECTIVE 12/29/2017	19,887.55		
02/01/2018	DIVIDEND ON 572,265.071 SHS PRUDENTIAL FUNDS TOTAL RETURN BOND CL Q AT .036905 PER SHARE EFFECTIVE 01/31/2018	21,119.51		
03/01/2018	DIVIDEND ON 573,550.563 SHS PRUDENTIAL FUNDS TOTAL RETURN BOND CL Q AT .0347 PER SHARE EFFECTIVE 02/28/2018	19,902.18		
04/02/2018	DIVIDEND ON 591,961.79 SHS PRUDENTIAL FUNDS TOTAL RETURN BOND CL Q AT .039978 PER SHARE EFFECTIVE 03/29/2018	23,665.21		
05/01/2018	DIVIDEND ON 610,575.063 SHS PRUDENTIAL FUNDS TOTAL RETURN BOND CL Q AT .037754 PER SHARE EFFECTIVE 04/30/2018	23,051.57		
06/01/2018	DIVIDEND ON 629,338.147 SHS PRUDENTIAL FUNDS TOTAL RETURN BOND CL Q AT .039789 PER SHARE EFFECTIVE 05/31/2018	25,040.59		
07/02/2018	DIVIDEND ON 648,271.985 SHS PRUDENTIAL FUNDS TOTAL RETURN BOND CL Q AT .045747 PER SHARE EFFECTIVE 06/29/2018	29,656.28		
	<b>SECURITY TOTAL</b>	<b>260,559.54</b>	<b>260,559.54</b>	
	WESTERN ASSET CORE PLUS BOND IS			
08/01/2017	DIVIDEND ON 654,813.067 SHS WESTERN ASSET CORE PLUS BOND IS AT .027196 PER SHARE EFFECTIVE 07/31/2017	17,808.49		



## TRUST EB FORMAT

Statement Period  
Account Number

07/01/2017 through 06/30/2018  
115150003820

### Schedule Of Income

DATE	DESCRIPTION	CASH RECEIVED	INCOME EARNED	MARKET / COST BASIS
09/01/2017	DIVIDEND ON 656,114.26 SHS WESTERN ASSET CORE PLUS BOND IS AT .029247 PER SHARE EFFECTIVE 08/31/2017	19,189.59		
10/02/2017	DIVIDEND ON 657,519.151 SHS WESTERN ASSET CORE PLUS BOND IS AT .02804 PER SHARE EFFECTIVE 09/29/2017	18,436.89		
11/01/2017	DIVIDEND ON 658,867.339 SHS WESTERN ASSET CORE PLUS BOND IS AT .028716 PER SHARE EFFECTIVE 10/31/2017	18,920.26		
12/01/2017	DIVIDEND ON 660,261.001 SHS WESTERN ASSET CORE PLUS BOND IS AT .039556 PER SHARE EFFECTIVE 11/30/2017	26,117.46		
12/22/2017	SHORT TERM CAPITAL GAINS DIVIDEND ON 662,265.133 SHS WESTERN ASSET CORE PLUS BOND IS AT .00931 PER SHARE EFFECTIVE 12/21/2017	6,165.69		
12/22/2017	LONG TERM CAP GAINS DIVIDEND - PRE 5/6/2003 ON 662,265.133 SHS WESTERN ASSET CORE PLUS BOND IS AT .00651 PER SHARE EFFECTIVE 12/21/2017	4,311.34		
01/02/2018	DIVIDEND ON 663,155.28 SHS WESTERN ASSET CORE PLUS BOND IS AT .031303 PER SHARE EFFECTIVE 12/29/2017	20,758.54		
02/01/2018	DIVIDEND ON 705,004.118 SHS WESTERN ASSET CORE PLUS BOND IS AT .029659 PER SHARE EFFECTIVE 01/31/2018	20,909.53		
03/01/2018	DIVIDEND ON 706,568.944 SHS WESTERN ASSET CORE PLUS BOND IS AT .029511 PER SHARE EFFECTIVE 02/28/2018	20,851.64		
04/02/2018	DIVIDEND ON 729,364.043 SHS WESTERN ASSET CORE PLUS BOND IS AT .03341 PER SHARE EFFECTIVE 03/29/2018	24,368.37		

# TRUST EB FORMAT

Statement Period  
Account Number

07/01/2017 through 06/30/2018  
115150003820

## Schedule Of Income

DATE	DESCRIPTION	CASH RECEIVED	INCOME EARNED	MARKET / COST BASIS
05/01/2018	DIVIDEND ON 752,315.033 SHS WESTERN ASSET CORE PLUS BOND IS AT .031499 PER SHARE EFFECTIVE 04/30/2018	23,697.32		
06/01/2018	DIVIDEND ON 775,560.767 SHS WESTERN ASSET CORE PLUS BOND IS AT .032993 PER SHARE EFFECTIVE 05/31/2018	25,588.24		
06/20/2018	SHORT TERM CAPITAL GAINS DIVIDEND ON 799,062.403 SHS WESTERN ASSET CORE PLUS BOND IS AT .00972 PER SHARE EFFECTIVE 06/19/2018	7,766.89		
06/20/2018	LONG TERM CAP GAINS DIVIDEND - PRE 5/6/2003 ON 799,062.403 SHS WESTERN ASSET CORE PLUS BOND IS AT .04319 PER SHARE EFFECTIVE 06/19/2018	34,511.50		
07/02/2018	DIVIDEND ON 802,817.145 SHS WESTERN ASSET CORE PLUS BOND IS AT .032846 PER SHARE EFFECTIVE 06/29/2018	26,369.50		
	<b>SECURITY TOTAL</b>	<b>315,771.25</b>	<b>315,771.25</b>	
	<b>TOTAL MUTUAL FUND - FIXED INCOME</b>	<b>1,632,043.56</b>	<b>1,632,043.56</b>	
	<b>MUTUAL FUND - DOMESTIC EQUITY</b>			
	ALGER FUNDS SMALL CAP FOCUS Z			
12/19/2017	LONG TERM CAP GAINS DIVIDEND - PRE 5/6/2003 ON 215,985.299 SHS ALGER FUNDS SMALL CAP FOCUS Z AT .1444 PER SHARE EFFECTIVE 12/15/2017	31,188.28		
	<b>SECURITY TOTAL</b>	<b>31,188.28</b>	<b>31,188.28</b>	
	ALGER FUNDS SPECTRA Z			
12/19/2017	SHORT TERM CAPITAL GAINS DIVIDEND ON 249,249.271 SHS ALGER FUNDS SPECTRA Z AT .0135 PER SHARE EFFECTIVE 12/15/2017	3,364.87		

# TRUST EB FORMAT

Statement Period  
Account Number

07/01/2017 through 06/30/2018  
115150003820

## Schedule Of Income

DATE	DESCRIPTION	CASH RECEIVED	INCOME EARNED	MARKET / COST BASIS
12/19/2017	LONG TERM CAP GAINS DIVIDEND - PRE 5/6/2003 ON 249,249.271 SHS ALGER FUNDS SPECTRA Z AT 1.2488 PER SHARE EFFECTIVE 12/15/2017	311,262.49		
	<b>SECURITY TOTAL</b>	<b>314,627.36</b>	<b>314,627.36</b>	
	BRANDES FUNDS INTERNATIONAL SMALL CAP R6			
10/03/2017	DIVIDEND ON 136,268.874 SHS BRANDES FUNDS INTERNATIONAL SMALL CAP R6 AT .024448 PER SHARE EFFECTIVE 09/29/2017	3,331.54		
12/12/2017	SHORT TERM CAPITAL GAINS DIVIDEND ON 136,416.431 SHS BRANDES FUNDS INTERNATIONAL SMALL CAP R6 AT .06312 PER SHARE EFFECTIVE 12/08/2017	8,610.61		
12/12/2017	LONG TERM CAP GAINS DIVIDEND - PRE 5/6/2003 ON 136,416.431 SHS BRANDES FUNDS INTERNATIONAL SMALL CAP R6 AT .4122 PER SHARE EFFECTIVE 12/08/2017	56,230.85		
01/03/2018	DIVIDEND ON 141,107.99 SHS BRANDES FUNDS INTERNATIONAL SMALL CAP R6 AT .531712 PER SHARE EFFECTIVE 12/29/2017	75,028.86		
07/03/2018	DIVIDEND ON 167,722.705 SHS BRANDES FUNDS INTERNATIONAL SMALL CAP R6 AT .030236 PER SHARE EFFECTIVE 06/29/2018	5,071.23		
	<b>SECURITY TOTAL</b>	<b>148,273.09</b>	<b>148,273.09</b>	
	BRANDES FUNDS EMERGING MARKETS VALUE R6			
10/03/2017	DIVIDEND ON 162,931.898 SHS BRANDES FUNDS EMERGING MARKETS VALUE R6 AT .055837 PER SHARE EFFECTIVE 09/29/2017	9,097.55		
01/03/2018	DIVIDEND ON 163,742.284 SHS BRANDES FUNDS EMERGING MARKETS VALUE R6 AT .050742 PER SHARE EFFECTIVE 12/29/2017	8,308.55		

# TRUST EB FORMAT

Statement Period  
Account Number

07/01/2017 through 06/30/2018  
115150003820

## Schedule Of Income

DATE	DESCRIPTION	CASH RECEIVED	INCOME EARNED	MARKET / COST BASIS
	<b>SECURITY TOTAL</b>	<b>17,406.10</b>	<b>17,406.10</b>	
	COLUMBIA CONTRARIAN CORE			
12/13/2017	DIVIDEND ON 154,135.137 SHS COLUMBIA CONTRARIAN CORE AT .2809 PER SHARE EFFECTIVE 12/11/2017	43,296.56		
12/13/2017	SHORT TERM CAPITAL GAINS DIVIDEND ON 154,135.137 SHS COLUMBIA CONTRARIAN CORE AT .07461 PER SHARE EFFECTIVE 12/11/2017	11,500.02		
12/13/2017	LONG TERM CAP GAINS DIVIDEND - PRE 5/6/2003 ON 154,135.137 SHS COLUMBIA CONTRARIAN CORE AT 1.19112 PER SHARE EFFECTIVE 12/11/2017	183,593.44		
	<b>SECURITY TOTAL</b>	<b>238,390.02</b>	<b>238,390.02</b>	
	OAKMARK SELECT FUND-INSTITUTIONAL			
12/18/2017	DIVIDEND ON 106,961.774 SHS OAKMARK SELECT FUND-INSTITUTIONAL AT .218 PER SHARE EFFECTIVE 12/14/2017	23,317.67		
12/18/2017	LONG TERM CAP GAINS DIVIDEND - PRE 5/6/2003 ON 106,961.774 SHS OAKMARK SELECT FUND-INSTITUTIONAL AT 1.8699 PER SHARE EFFECTIVE 12/14/2017	200,007.82		
	<b>SECURITY TOTAL</b>	<b>223,325.49</b>	<b>223,325.49</b>	
	HARTFORD FUNDS MIDCAP CLASS Y			
12/19/2017	SHORT TERM CAPITAL GAINS DIVIDEND ON 90,369.336 SHS HARTFORD FUNDS MIDCAP CLASS Y AT .19008 PER SHARE EFFECTIVE 12/15/2017	17,177.40		
12/19/2017	LONG TERM CAP GAINS DIVIDEND - PRE 5/6/2003 ON 90,369.336 SHS HARTFORD FUNDS MIDCAP CLASS Y AT 1.223385 PER SHARE EFFECTIVE 12/15/2017	110,556.49		

# TRUST EB FORMAT

Statement Period  
Account Number

07/01/2017 through 06/30/2018  
115150003820

## Schedule Of Income

DATE	DESCRIPTION	CASH RECEIVED	INCOME EARNED	MARKET / COST BASIS
	<b>SECURITY TOTAL</b>	<b>127,733.89</b>	<b>127,733.89</b>	
	THORNBURG INVESTMENT INCOME BUILDER R6			
07/13/2017	DIVIDEND ON 185,243.5 SHS THORNBURG INVESTMENT INCOME BUILDER R6 AT .052217 PER SHARE EFFECTIVE 07/11/2017	9,672.88		
09/26/2017	DIVIDEND ON 185,540.415 SHS THORNBURG INVESTMENT INCOME BUILDER R6 AT .23191 PER SHARE EFFECTIVE 09/22/2017	43,028.69		
12/29/2017	DIVIDEND ON 187,377.308 SHS THORNBURG INVESTMENT INCOME BUILDER R6 AT .317771 PER SHARE EFFECTIVE 12/27/2017	59,543.13		
03/27/2018	DIVIDEND ON 190,773.266 SHS THORNBURG INVESTMENT INCOME BUILDER R6 AT .195386 PER SHARE EFFECTIVE 03/23/2018	37,274.33		
06/26/2018	DIVIDEND ON 209,422.356 SHS THORNBURG INVESTMENT INCOME BUILDER R6 AT .211705 PER SHARE EFFECTIVE 06/22/2018	44,335.76		
	<b>SECURITY TOTAL</b>	<b>193,854.79</b>	<b>193,854.79</b>	
	UNDISCOVERED MANAGERS BEHAVIORAL VALUE R6			
12/18/2017	SHORT TERM CAPITAL GAINS DIVIDEND ON 43,161.257 SHS UNDISCOVERED MANAGERS BEHAVIORAL VALUE R6 AT 1.04958 PER SHARE EFFECTIVE 12/13/2017	45,301.19		
12/18/2017	LONG TERM CAP GAINS DIVIDEND - PRE 5/6/2003 ON 43,161.257 SHS UNDISCOVERED MANAGERS BEHAVIORAL VALUE R6 AT 1.45032 PER SHARE EFFECTIVE 12/13/2017	62,597.63		
12/22/2017	DIVIDEND ON 44,707.085 SHS UNDISCOVERED MANAGERS BEHAVIORAL VALUE R6 AT .82784 PER SHARE EFFECTIVE 12/20/2017	37,010.31		

# TRUST EB FORMAT

Statement Period  
Account Number

07/01/2017 through 06/30/2018  
115150003820

## Schedule Of Income

DATE	DESCRIPTION	CASH RECEIVED	INCOME EARNED	MARKET / COST BASIS
	<b>SECURITY TOTAL</b>	<b>144,909.13</b>	<b>144,909.13</b>	
	<b>TOTAL MUTUAL FUND - DOMESTIC EQUITY</b>	<b>1,439,708.15</b>	<b>1,439,708.15</b>	
	<b>MUTUAL FUND - INTERNATIONAL EQUITY</b>			
	BRANDES FUNDS INTERNATIONAL EQUITY - R6			
10/03/2017	DIVIDEND ON 173,857.671 SHS BRANDES FUNDS INTERNATIONAL EQUITY - R6 AT .073157 PER SHARE EFFECTIVE 09/29/2017	12,718.98		
	<b>SECURITY TOTAL</b>	<b>12,718.98</b>	<b>12,718.98</b>	
	HARTFORD INTERNATIONAL VALUE - Y			
12/19/2017	SHORT TERM CAPITAL GAINS DIVIDEND ON 233,686.037 SHS HARTFORD INTERNATIONAL VALUE - Y AT .322499 PER SHARE EFFECTIVE 12/15/2017	75,363.51		
12/19/2017	LONG TERM CAP GAINS DIVIDEND - PRE 5/6/2003 ON 233,686.037 SHS HARTFORD INTERNATIONAL VALUE - Y AT .286348 PER SHARE EFFECTIVE 12/15/2017	66,915.53		
12/29/2017	DIVIDEND ON 241,652.388 SHS HARTFORD INTERNATIONAL VALUE - Y AT .619875 PER SHARE EFFECTIVE 12/27/2017	149,794.27		
	<b>SECURITY TOTAL</b>	<b>292,073.31</b>	<b>292,073.31</b>	
	CLEARBRIDGE INTERNATIONAL CM CAP - IS			
12/21/2017	DIVIDEND ON 115,587.44 SHS CLEARBRIDGE INTERNATIONAL CM CAP - IS AT .643732 PER SHARE EFFECTIVE 12/20/2017	74,407.33		
	<b>SECURITY TOTAL</b>	<b>74,407.33</b>	<b>74,407.33</b>	

# TRUST EB FORMAT

Statement Period  
Account Number

07/01/2017 through 06/30/2018  
115150003820

## Schedule Of Income

DATE	DESCRIPTION	CASH RECEIVED	INCOME EARNED	MARKET / COST BASIS
	AMERICAN FUNDS NEW PERSPECTIVE F2			
12/26/2017	DIVIDEND ON 48,635.47 SHS AMERICAN FUNDS NEW PERSPECTIVE F2 AT .2821 PER SHARE EFFECTIVE 12/21/2017	13,720.07		
12/26/2017	LONG TERM CAP GAINS DIVIDEND - PRE 5/6/2003 ON 48,635.47 SHS AMERICAN FUNDS NEW PERSPECTIVE F2 AT 2.1792 PER SHARE EFFECTIVE 12/21/2017	105,986.42		
	<b>SECURITY TOTAL</b>	<b>119,706.49</b>	<b>119,706.49</b>	
	AMERICAN FUNDS NEW WORLD F2			
12/26/2017	DIVIDEND ON 24,707.04 SHS AMERICAN FUNDS NEW WORLD F2 AT .8088 PER SHARE EFFECTIVE 12/21/2017	19,983.05		
12/26/2017	LONG TERM CAP GAINS DIVIDEND - PRE 5/6/2003 ON 24,707.04 SHS AMERICAN FUNDS NEW WORLD F2 AT .6381 PER SHARE EFFECTIVE 12/21/2017	15,765.56		
	<b>SECURITY TOTAL</b>	<b>35,748.61</b>	<b>35,748.61</b>	
	<b>TOTAL MUTUAL FUND - INTERNATIONAL EQUITY</b>	<b>534,654.72</b>	<b>534,654.72</b>	
	MUTUAL FUND - REAL ESTATE			
	COHEN AND STEERS REAL ESTATE SECURITIES - Z			
10/03/2017	DIVIDEND ON 250,751.418 SHS COHEN AND STEERS REAL ESTATE SECURITIES - Z AT 0.10 PER SHARE EFFECTIVE 09/29/2017	25,075.14		
12/08/2017	DIVIDEND ON 252,240.054 SHS COHEN AND STEERS REAL ESTATE SECURITIES - Z AT .099 PER SHARE EFFECTIVE 12/06/2017	24,971.77		
04/03/2018	DIVIDEND ON 174,869.319 SHS COHEN AND STEERS REAL ESTATE SECURITIES - Z AT 0.10 PER SHARE EFFECTIVE 03/29/2018	17,486.93		

# TRUST EB FORMAT

Statement Period  
Account Number

07/01/2017 through 06/30/2018  
115150003820

## Schedule Of Income

DATE	DESCRIPTION	CASH RECEIVED	INCOME EARNED	MARKET / COST BASIS
07/03/2018	DIVIDEND ON 191,424.868 SHS COHEN AND STEERS REAL ESTATE SECURITIES - Z AT .128 PER SHARE EFFECTIVE 06/29/2018	24,502.38		
	<b>SECURITY TOTAL</b>	<b>92,036.22</b>	<b>92,036.22</b>	
	PRUDENTIAL FUNDS GLOBAL REAL ESTATE CL Q			
07/17/2017	DIVIDEND ON 121,019.896 SHS PRUDENTIAL FUNDS GLOBAL REAL ESTATE CL Q AT .17699 PER SHARE EFFECTIVE 07/14/2017	21,419.31		
10/23/2017	DIVIDEND ON 121,772.522 SHS PRUDENTIAL FUNDS GLOBAL REAL ESTATE CL Q AT .10291 PER SHARE EFFECTIVE 10/20/2017	12,531.61		
12/20/2017	DIVIDEND ON 122,212.625 SHS PRUDENTIAL FUNDS GLOBAL REAL ESTATE CL Q AT .48004 PER SHARE EFFECTIVE 12/19/2017	58,666.95		
12/20/2017	LONG TERM CAP GAINS DIVIDEND - PRE 5/6/2003 ON 122,212.625 SHS PRUDENTIAL FUNDS GLOBAL REAL ESTATE CL Q AT .42241 PER SHARE EFFECTIVE 12/19/2017	51,623.83		
04/16/2018	DIVIDEND ON 90,936.334 SHS PRUDENTIAL FUNDS GLOBAL REAL ESTATE CL Q AT .12641 PER SHARE EFFECTIVE 04/13/2018	11,495.26		
	<b>SECURITY TOTAL</b>	<b>155,736.96</b>	<b>155,736.96</b>	
	<b>TOTAL MUTUAL FUND - REAL ESTATE</b>	<b>247,773.18</b>	<b>247,773.18</b>	
	<b>TOTAL DIVIDENDS</b>	<b>3,854,179.61</b>	<b>3,854,179.61</b>	
	<b>TOTAL INCOME</b>	<b>3,854,179.61</b>	<b>3,854,179.61</b>	



## TRUST EB FORMAT

Statement Period  
Account Number

07/01/2017 through 06/30/2018  
115150003820

### Schedule Of Other Additions

---

DATE	DESCRIPTION	CASH
03/06/2018	RECEIVED FROM SAN MATEO COUNTY CCD	3,050,000.00
04/03/2018	RECEIVED FROM SAN MATEO COUNTY CCD	3,050,000.00
05/02/2018	RECEIVED FROM SAN MATEO COUNTY CCD	3,050,000.00
06/04/2018	RECEIVED FROM SAN MATEO COUNTY CCD	3,050,000.00
<b>TOTAL OTHER ADDITIONS</b>		<b>12,200,000.00</b>

Statement Period  
Account Number

07/01/2017 through 06/30/2018  
115150003820

## Schedule Of Fees And Other Expenses

DATE	DESCRIPTION	CASH
<b>ADMINISTRATIVE FEES AND EXPENSES</b>		
07/17/2017	MONTHLY FEE TO BENEFIT TRUST COMPANY JUNE 2017	9,771.59
07/17/2017	MONTHLY FEE TO KEENAN AND ASSOCIATES JUNE 2017	9,809.09
07/17/2017	MONTHLY FEE TO MORGAN STANLEY JUNE 2017	9,709.09
08/09/2017	MONTHLY FEE TO BENEFIT TRUST COMPANY JULY 2017	9,918.14
08/09/2017	MONTHLY FEE TO KEENAN AND ASSOCIATES JULY 2017	9,955.64
08/09/2017	MONTHLY FEE TO MORGAN STANLEY JULY 2017	9,855.64
09/15/2017	MONTHLY FEE TO BENEFIT TRUST COMPANY AUGUST 2017	9,954.57
09/15/2017	MONTHLY FEE TO KEENAN AND ASSOCIATES AUGUST 2017	9,992.07
09/15/2017	MONTHLY FEE TO MORGAN STANLEY AUGUST 2017	9,892.07
10/18/2017	MONTHLY FEE TO BENEFIT TRUST COMPANY SEPTEMBER 2017	10,054.12
10/18/2017	MONTHLY FEE TO MORGAN STANLEY SEPTEMBER 2017	9,991.62
10/18/2017	MONTHLY FEE TO KEENAN AND ASSOCIATES SEPTEMBER 2017	10,091.62
11/09/2017	MONTHLY FEE TO BENEFIT TRUST COMPANY OCTOBER 2017	10,122.85
11/09/2017	MONTHLY FEE TO KEENAN AND ASSOCIATES OCTOBER 2017	10,160.35
11/09/2017	MONTHLY FEE TO MORGAN STANLEY OCTOBER 2017	10,060.35
12/13/2017	MONTHLY FEE TO BENEFIT TRUST COMPANY NOVEMBER 2017	10,219.73

Statement Period  
Account Number

07/01/2017 through 06/30/2018  
115150003820

## Schedule Of Fees And Other Expenses

DATE	DESCRIPTION	CASH
12/13/2017	MONTHLY FEE TO KEENAN AND ASSOCIATES NOVEMBER 2017	10,257.23
12/13/2017	MONTHLY FEE TO MORGAN STANLEY NOVEMBER 2017	10,157.23
01/12/2018	MONTHLY FEE TO BENEFIT TRUST COMPANY DECEMBER 2017	10,313.26
01/12/2018	MONTHLY FEE TO KEENAN AND ASSOCIATES DECEMBER 2017	10,350.76
01/12/2018	MONTHLY FEE TO MORGAN STANLEY DECEMBER 2017	10,250.76
02/14/2018	MONTHLY FEE TO BENEFIT TRUST COMPANY JANUARY 2018	10,560.40
02/14/2018	MONTHLY FEE TO KEENAN AND ASSOCIATES JANUARY 2018	10,597.90
02/14/2018	MONTHLY FEE TO MORGAN STANLEY JANUARY 2018	10,497.90
03/14/2018	MONTHLY FEE TO BENEFIT TRUST COMPANY FEBRUARY 2018	10,284.25
03/14/2018	MONTHLY FEE TO KEENAN AND ASSOCIATES FEBRUARY 2018	10,321.75
03/14/2018	MONTHLY FEE TO MORGAN STANLEY FEBRUARY 2018	10,221.75
04/10/2018	MONTHLY FEE TO BENEFIT TRUST COMPANY MARCH 2018	10,562.27
04/10/2018	MONTHLY FEE TO KEENAN AND ASSOCIATES MARCH 2018	10,599.77
04/10/2018	MONTHLY FEE TO MORGAN STANLEY MARCH 2018	10,499.77
05/11/2018	MONTHLY FEE TO BENEFIT TRUST COMPANY APRIL 2018	10,886.65
05/11/2018	MONTHLY FEE TO KEENAN AND ASSOCIATES APRIL 2018	10,924.15
05/11/2018	MONTHLY FEE TO MORGAN STANLEY APRIL 2018	10,824.15

## TRUST EB FORMAT

Statement Period  
Account Number

07/01/2017 through 06/30/2018  
115150003820

### Schedule Of Fees And Other Expenses

---

DATE	DESCRIPTION	CASH
06/11/2018	MONTHLY FEE TO BENEFIT TRUST COMPANY MAY 2018	11,270.60
06/11/2018	MONTHLY FEE TO KEENAN AND ASSOCIATES MAY 2018	11,308.10
06/11/2018	MONTHLY FEE TO MORGAN STANLEY MAY 2018	11,208.10
	<b>TOTAL ADMINISTRATIVE FEES AND EXPENSES</b>	<b>371,455.29</b>
	<b>TOTAL FEES AND OTHER EXPENSES</b>	<b>371,455.29</b>

Statement Period  
Account Number

07/01/2017 through 06/30/2018  
115150003820

## Schedule Of Miscellaneous Transactions

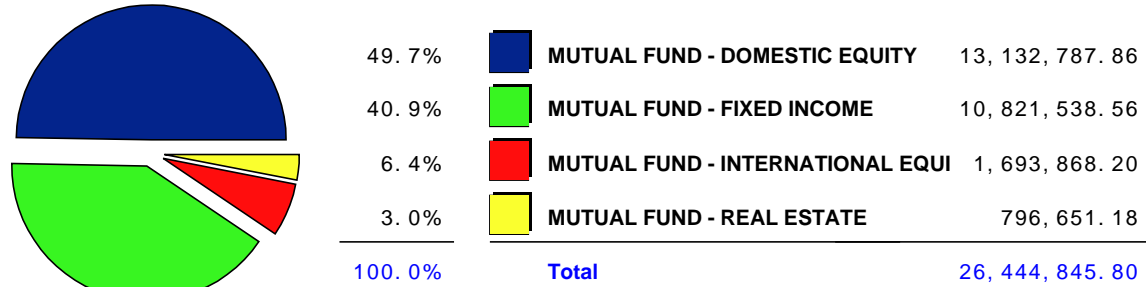
---

DATE	DESCRIPTION
07/12/2017	EXCHANGE 184,623.956 SHS THORNBURG INVESTMENT INCOME BUILDER I AT THE RATE OF 100.335571% FOR 185,243.5 SHS THORNBURG INVESTMENT INCOME BUILDER R6 EFFECTIVE 07/11/2017 TRANSFER TO R SHARES

Statement Period  
Account Number

07/01/2017 through 06/30/2018  
115150003820

**Schedule Of Purchases**  
**Purchase Allocation**



**Purchase Schedule**

TRADE DATE	SETTLMT DATE	DESCRIPTION	UNITS	AVG COST
<b>MUTUAL FUND - FIXED INCOME</b>				
BLACKROCK TOTAL RETURN - K				
07/31/2017	08/01/2017	PURCHASED 1,927.236 SHS BLACKROCK TOTAL RETURN - K ON 07/31/2017 AT 11.76 FOR REINVESTMENT	1,927.236	22,664.30
08/31/2017	09/01/2017	PURCHASED 1,874.858 SHS BLACKROCK TOTAL RETURN - K ON 08/31/2017 AT 11.84 FOR REINVESTMENT	1,874.858	22,198.32
09/29/2017	10/02/2017	PURCHASED 1,865.285 SHS BLACKROCK TOTAL RETURN - K ON 09/29/2017 AT 11.77 FOR REINVESTMENT	1,865.285	21,954.40
10/31/2017	11/01/2017	PURCHASED 1,883.351 SHS BLACKROCK TOTAL RETURN - K ON 10/31/2017 AT 11.73 FOR REINVESTMENT	1,883.351	22,091.71

## TRUST EB FORMAT

Statement Period  
Account Number

07/01/2017 through 06/30/2018  
115150003820

### Schedule Of Purchases

TRADE DATE	SETTLMT DATE	DESCRIPTION	UNITS	AVG COST
11/30/2017	12/01/2017	PURCHASED 1,957.259 SHS BLACKROCK TOTAL RETURN - K ON 11/30/2017 AT 11.68 FOR REINVESTMENT	1,957.259	22,860.78
12/29/2017	01/02/2018	PURCHASED 1,903.936 SHS BLACKROCK TOTAL RETURN - K ON 12/29/2017 AT 11.70 FOR REINVESTMENT	1,903.936	22,276.05
01/10/2018	01/11/2018	PURCHASED 50,803.472 SHS BLACKROCK TOTAL RETURN - K ON 01/10/2018 AT 11.65	50,803.472	591,860.45
01/31/2018	02/01/2018	PURCHASED 1,960.408 SHS BLACKROCK TOTAL RETURN - K ON 01/31/2018 AT 11.59 FOR REINVESTMENT	1,960.408	22,721.13
02/28/2018	03/01/2018	PURCHASED 1,927.982 SHS BLACKROCK TOTAL RETURN - K ON 02/28/2018 AT 11.44 FOR REINVESTMENT	1,927.982	22,056.11
03/06/2018	03/07/2018	PURCHASED 21,366.025 SHS BLACKROCK TOTAL RETURN - K ON 03/06/2018 AT 11.42	21,366.025	244,000.00
03/29/2018	04/02/2018	PURCHASED 2,215.755 SHS BLACKROCK TOTAL RETURN - K ON 03/29/2018 AT 11.44 FOR REINVESTMENT	2,215.755	25,348.24
04/03/2018	04/04/2018	PURCHASED 21,366.025 SHS BLACKROCK TOTAL RETURN - K ON 04/03/2018 AT 11.42	21,366.025	244,000.00
04/30/2018	05/01/2018	PURCHASED 2,112.734 SHS BLACKROCK TOTAL RETURN - K ON 04/30/2018 AT 11.34 FOR REINVESTMENT	2,112.734	23,958.40
05/02/2018	05/03/2018	PURCHASED 21,573.828 SHS BLACKROCK TOTAL RETURN - K ON 05/02/2018 AT 11.31	21,573.828	244,000.00
05/31/2018	06/01/2018	PURCHASED 2,198.609 SHS BLACKROCK TOTAL RETURN - K ON 05/31/2018 AT 11.38 FOR REINVESTMENT	2,198.609	25,020.17

## TRUST EB FORMAT

Statement Period  
Account Number

07/01/2017 through 06/30/2018  
115150003820

### Schedule Of Purchases

TRADE DATE	SETTLMT DATE	DESCRIPTION	UNITS	AVG COST
06/04/2018	06/05/2018	PURCHASED 21,554.77 SHS BLACKROCK TOTAL RETURN - K ON 06/04/2018 AT 11.32	21,554.77	244,000.00
06/29/2018	07/02/2018	PURCHASED 2,142.13 SHS BLACKROCK TOTAL RETURN - K ON 06/29/2018 AT 11.32 FOR REINVESTMENT	2,142.13	24,248.91
<b>TOTAL</b>			<b>160,633.663</b>	<b>1,845,258.97</b>
GUGGENHEIM INVESTMENTS MACRO OPPORTUNITIES INST.				
07/31/2017	08/01/2017	PURCHASED 754.186 SHS GUGGENHEIM INVESTMENTS MACRO OPPORTUNITIES INST. ON 07/31/2017 AT 26.68 FOR REINVESTMENT	754.186	20,121.68
08/31/2017	09/05/2017	PURCHASED 944.358 SHS GUGGENHEIM INVESTMENTS MACRO OPPORTUNITIES INST. ON 08/31/2017 AT 26.68 FOR REINVESTMENT	944.358	25,195.46
09/29/2017	10/03/2017	PURCHASED 749.128 SHS GUGGENHEIM INVESTMENTS MACRO OPPORTUNITIES INST. ON 09/29/2017 AT 26.71 FOR REINVESTMENT	749.128	20,009.20
10/31/2017	11/01/2017	PURCHASED 865.746 SHS GUGGENHEIM INVESTMENTS MACRO OPPORTUNITIES INST. ON 10/31/2017 AT 26.74 FOR REINVESTMENT	865.746	23,150.05
11/30/2017	12/01/2017	PURCHASED 761.625 SHS GUGGENHEIM INVESTMENTS MACRO OPPORTUNITIES INST. ON 11/30/2017 AT 26.74 FOR REINVESTMENT	761.625	20,365.85
12/29/2017	01/02/2018	PURCHASED 686.015 SHS GUGGENHEIM INVESTMENTS MACRO OPPORTUNITIES INST. ON 12/29/2017 AT 26.80 FOR REINVESTMENT	686.015	18,385.19
01/10/2018	01/11/2018	PURCHASED 19,253.16 SHS GUGGENHEIM INVESTMENTS MACRO OPPORTUNITIES INST. ON 01/10/2018 AT 26.85	19,253.16	516,947.34



## TRUST EB FORMAT

Statement Period  
Account Number

07/01/2017 through 06/30/2018  
115150003820

### Schedule Of Purchases

TRADE DATE	SETTLMT DATE	DESCRIPTION	UNITS	AVG COST
01/31/2018	02/01/2018	PURCHASED 700.925 SHS GUGGENHEIM INVESTMENTS MACRO OPPORTUNITIES INST. ON 01/31/2018 AT 26.93 FOR REINVESTMENT	700.925	18,875.90
02/28/2018	03/01/2018	PURCHASED 669.432 SHS GUGGENHEIM INVESTMENTS MACRO OPPORTUNITIES INST. ON 02/28/2018 AT 26.80 FOR REINVESTMENT	669.432	17,940.79
03/06/2018	03/07/2018	PURCHASED 9,111.277 SHS GUGGENHEIM INVESTMENTS MACRO OPPORTUNITIES INST. ON 03/06/2018 AT 26.78	9,111.277	244,000.00
03/29/2018	04/02/2018	PURCHASED 746.914 SHS GUGGENHEIM INVESTMENTS MACRO OPPORTUNITIES INST. ON 03/29/2018 AT 26.72 FOR REINVESTMENT	746.914	19,957.54
04/03/2018	04/04/2018	PURCHASED 9,142.001 SHS GUGGENHEIM INVESTMENTS MACRO OPPORTUNITIES INST. ON 04/03/2018 AT 26.69	9,142.001	244,000.00
04/30/2018	05/01/2018	PURCHASED 955.697 SHS GUGGENHEIM INVESTMENTS MACRO OPPORTUNITIES INST. ON 04/30/2018 AT 26.65 FOR REINVESTMENT	955.697	25,469.32
05/02/2018	05/03/2018	PURCHASED 9,166.041 SHS GUGGENHEIM INVESTMENTS MACRO OPPORTUNITIES INST. ON 05/02/2018 AT 26.62	9,166.041	244,000.00
05/31/2018	06/01/2018	PURCHASED 933.178 SHS GUGGENHEIM INVESTMENTS MACRO OPPORTUNITIES INST. ON 05/31/2018 AT 26.58 FOR REINVESTMENT	933.178	24,803.86
06/04/2018	06/05/2018	PURCHASED 9,179.834 SHS GUGGENHEIM INVESTMENTS MACRO OPPORTUNITIES INST. ON 06/04/2018 AT 26.58	9,179.834	244,000.00
06/29/2018	07/02/2018	PURCHASED 1,080.571 SHS GUGGENHEIM INVESTMENTS MACRO OPPORTUNITIES INST. ON 06/29/2018 AT 26.55 FOR REINVESTMENT	1,080.571	28,689.15

## TRUST EB FORMAT

Statement Period  
Account Number

07/01/2017 through 06/30/2018  
115150003820

### Schedule Of Purchases

TRADE DATE	SETTLMT DATE	DESCRIPTION	UNITS	AVG COST
<b>TOTAL</b>			65,700.088	1,755,911.33
GUGGENHEIM INVESTMENTS INVESTMENT GRADE BOND FUND				
07/31/2017	08/01/2017	PURCHASED 1,406.46 SHS GUGGENHEIM INVESTMENTS INVESTMENT GRADE BOND FUND ON 07/31/2017 AT 18.47 FOR REINVESTMENT	1,406.46	25,977.32
08/31/2017	09/05/2017	PURCHASED 1,347.131 SHS GUGGENHEIM INVESTMENTS INVESTMENT GRADE BOND FUND ON 08/31/2017 AT 18.60 FOR REINVESTMENT	1,347.131	25,056.64
09/29/2017	10/03/2017	PURCHASED 994.487 SHS GUGGENHEIM INVESTMENTS INVESTMENT GRADE BOND FUND ON 09/29/2017 AT 18.52 FOR REINVESTMENT	994.487	18,417.89
10/31/2017	11/01/2017	PURCHASED 1,191.378 SHS GUGGENHEIM INVESTMENTS INVESTMENT GRADE BOND FUND ON 10/31/2017 AT 18.54 FOR REINVESTMENT	1,191.378	22,088.15
11/30/2017	12/01/2017	PURCHASED 1,194.525 SHS GUGGENHEIM INVESTMENTS INVESTMENT GRADE BOND FUND ON 11/30/2017 AT 18.55 FOR REINVESTMENT	1,194.525	22,158.43
12/29/2017	01/02/2018	PURCHASED 949.857 SHS GUGGENHEIM INVESTMENTS INVESTMENT GRADE BOND FUND ON 12/29/2017 AT 18.62 FOR REINVESTMENT	949.857	17,686.33
01/10/2018	01/11/2018	PURCHASED 26,458.762 SHS GUGGENHEIM INVESTMENTS INVESTMENT GRADE BOND FUND ON 01/10/2018 AT 18.54	26,458.762	490,545.44
01/31/2018	02/01/2018	PURCHASED 1,037.38 SHS GUGGENHEIM INVESTMENTS INVESTMENT GRADE BOND FUND ON 01/31/2018 AT 18.53 FOR REINVESTMENT	1,037.38	19,222.66

## TRUST EB FORMAT

Statement Period  
Account Number

07/01/2017 through 06/30/2018  
115150003820

### Schedule Of Purchases

TRADE DATE	SETTLMT DATE	DESCRIPTION	UNITS	AVG COST
02/28/2018	03/01/2018	PURCHASED 966.116 SHS GUGGENHEIM INVESTMENTS INVESTMENT GRADE BOND FUND ON 02/28/2018 AT 18.38 FOR REINVESTMENT	966.116	17,757.22
03/06/2018	03/07/2018	PURCHASED 13,297.003 SHS GUGGENHEIM INVESTMENTS INVESTMENT GRADE BOND FUND ON 03/06/2018 AT 18.35	13,297.003	244,000.00
03/29/2018	04/02/2018	PURCHASED 959.092 SHS GUGGENHEIM INVESTMENTS INVESTMENT GRADE BOND FUND ON 03/29/2018 AT 18.46 FOR REINVESTMENT	959.092	17,704.83
04/03/2018	04/04/2018	PURCHASED 13,239.284 SHS GUGGENHEIM INVESTMENTS INVESTMENT GRADE BOND FUND ON 04/03/2018 AT 18.43	13,239.284	244,000.00
04/30/2018	05/01/2018	PURCHASED 1,196.776 SHS GUGGENHEIM INVESTMENTS INVESTMENT GRADE BOND FUND ON 04/30/2018 AT 18.36 FOR REINVESTMENT	1,196.776	21,972.80
05/02/2018	05/03/2018	PURCHASED 13,311.511 SHS GUGGENHEIM INVESTMENTS INVESTMENT GRADE BOND FUND ON 05/02/2018 AT 18.33	13,311.511	244,000.00
05/31/2018	06/01/2018	PURCHASED 1,138.601 SHS GUGGENHEIM INVESTMENTS INVESTMENT GRADE BOND FUND ON 05/31/2018 AT 18.44 FOR REINVESTMENT	1,138.601	20,995.81
06/04/2018	06/05/2018	PURCHASED 13,282.526 SHS GUGGENHEIM INVESTMENTS INVESTMENT GRADE BOND FUND ON 06/04/2018 AT 18.37	13,282.526	244,000.00
06/29/2018	07/02/2018	PURCHASED 1,245.472 SHS GUGGENHEIM INVESTMENTS INVESTMENT GRADE BOND FUND ON 06/29/2018 AT 18.43 FOR REINVESTMENT	1,245.472	22,954.05
<b>TOTAL</b>			<b>93,216.361</b>	<b>1,718,537.57</b>

## TRUST EB FORMAT

Statement Period  
Account Number

07/01/2017 through 06/30/2018  
115150003820

### Schedule Of Purchases

TRADE DATE	SETTLMT DATE	DESCRIPTION	UNITS	AVG COST
HARTFORD WORLD BOND - Y				
12/27/2017	12/29/2017	PURCHASED 71.856 SHS HARTFORD WORLD BOND - Y ON 12/27/2017 AT 10.54 FOR REINVESTMENT	71.856	757.36
01/10/2018	01/11/2018	PURCHASED 29,626.8 SHS HARTFORD WORLD BOND - Y ON 01/10/2018 AT 10.58	29,626.8	313,451.54
03/06/2018	03/07/2018	PURCHASED 11,487.759 SHS HARTFORD WORLD BOND - Y ON 03/06/2018 AT 10.62	11,487.759	122,000.00
04/03/2018	04/04/2018	PURCHASED 11,498.586 SHS HARTFORD WORLD BOND - Y ON 04/03/2018 AT 10.61	11,498.586	122,000.00
05/02/2018	05/03/2018	PURCHASED 11,498.586 SHS HARTFORD WORLD BOND - Y ON 05/02/2018 AT 10.61	11,498.586	122,000.00
06/04/2018	06/05/2018	PURCHASED 11,433.927 SHS HARTFORD WORLD BOND - Y ON 06/04/2018 AT 10.67	11,433.927	122,000.00
06/28/2018	07/02/2018	PURCHASED 14.375 SHS HARTFORD WORLD BOND - Y ON 06/28/2018 AT 10.72 FOR REINVESTMENT	14.375	154.10
<b>TOTAL</b>			<b>75,631.889</b>	<b>802,363.00</b>
LEGG MASON BW GLOBAL OPPORTUNITIES BOND IS				
09/29/2017	10/02/2017	PURCHASED 2,022.996 SHS LEGG MASON BW GLOBAL OPPORTUNITIES BOND IS ON 09/29/2017 AT 11.26 FOR REINVESTMENT	2,022.996	22,778.93
12/21/2017	12/22/2017	PURCHASED 3,178.919 SHS LEGG MASON BW GLOBAL OPPORTUNITIES BOND IS ON 12/21/2017 AT 10.70 FOR REINVESTMENT	3,178.919	34,014.43
12/21/2017	12/22/2017	PURCHASED 3,114.854 SHS LEGG MASON BW GLOBAL OPPORTUNITIES BOND IS ON 12/21/2017 AT 10.70 FOR REINVESTMENT	3,114.854	33,328.94

## TRUST EB FORMAT

Statement Period  
Account Number

07/01/2017 through 06/30/2018  
115150003820

### Schedule Of Purchases

TRADE DATE	SETTLMT DATE	DESCRIPTION	UNITS	AVG COST
12/21/2017	12/22/2017	PURCHASED 3,443.505 SHS LEGG MASON BW GLOBAL OPPORTUNITIES BOND IS ON 12/21/2017 AT 10.70 FOR REINVESTMENT	3,443.505	36,845.50
01/10/2018	01/11/2018	PURCHASED 5,718.034 SHS LEGG MASON BW GLOBAL OPPORTUNITIES BOND IS ON 01/10/2018 AT 10.91	5,718.034	62,383.75
03/06/2018	03/07/2018	PURCHASED 8,191.585 SHS LEGG MASON BW GLOBAL OPPORTUNITIES BOND IS ON 03/06/2018 AT 11.17	8,191.585	91,500.00
03/28/2018	03/29/2018	PURCHASED 2,048.816 SHS LEGG MASON BW GLOBAL OPPORTUNITIES BOND IS ON 03/28/2018 AT 11.14 FOR REINVESTMENT	2,048.816	22,823.81
04/03/2018	04/04/2018	PURCHASED 8,206.278 SHS LEGG MASON BW GLOBAL OPPORTUNITIES BOND IS ON 04/03/2018 AT 11.15	8,206.278	91,500.00
05/02/2018	05/03/2018	PURCHASED 8,480.074 SHS LEGG MASON BW GLOBAL OPPORTUNITIES BOND IS ON 05/02/2018 AT 10.79	8,480.074	91,500.00
06/04/2018	06/05/2018	PURCHASED 8,672.986 SHS LEGG MASON BW GLOBAL OPPORTUNITIES BOND IS ON 06/04/2018 AT 10.55	8,672.986	91,500.00
06/28/2018	06/29/2018	PURCHASED 2,369.494 SHS LEGG MASON BW GLOBAL OPPORTUNITIES BOND IS ON 06/28/2018 AT 10.27 FOR REINVESTMENT	2,369.494	24,334.70
06/28/2018	06/29/2018	PURCHASED 178.174 SHS LEGG MASON BW GLOBAL OPPORTUNITIES BOND IS ON 06/28/2018 AT 10.27 FOR REINVESTMENT	178.174	1,829.85
06/28/2018	06/29/2018	PURCHASED 122.631 SHS LEGG MASON BW GLOBAL OPPORTUNITIES BOND IS ON 06/28/2018 AT 10.27 FOR REINVESTMENT	122.631	1,259.42
<b>TOTAL</b>			<b>55,748.346</b>	<b>605,599.33</b>

# TRUST EB FORMAT

Statement Period  
Account Number

07/01/2017 through 06/30/2018  
115150003820

## Schedule Of Purchases

TRADE DATE	SETTLMT DATE	DESCRIPTION	UNITS	AVG COST
LEGG MASON BW ALTERNATIVE CREDIT				
09/29/2017	10/02/2017	PURCHASED 1,638.542 SHS LEGG MASON BW ALTERNATIVE CREDIT ON 09/29/2017 AT 10.42 FOR REINVESTMENT	1,638.542	17,073.61
12/21/2017	12/22/2017	PURCHASED 3,101.34 SHS LEGG MASON BW ALTERNATIVE CREDIT ON 12/21/2017 AT 10.38 FOR REINVESTMENT	3,101.34	32,191.91
01/10/2018	01/11/2018	PURCHASED 13,132.303 SHS LEGG MASON BW ALTERNATIVE CREDIT ON 01/10/2018 AT 10.45	13,132.303	137,232.57
03/06/2018	03/07/2018	PURCHASED 8,755.981 SHS LEGG MASON BW ALTERNATIVE CREDIT ON 03/06/2018 AT 10.45	8,755.981	91,500.00
03/28/2018	03/29/2018	PURCHASED 3,035.573 SHS LEGG MASON BW ALTERNATIVE CREDIT ON 03/28/2018 AT 10.34 FOR REINVESTMENT	3,035.573	31,387.82
04/03/2018	04/04/2018	PURCHASED 8,815.029 SHS LEGG MASON BW ALTERNATIVE CREDIT ON 04/03/2018 AT 10.38	8,815.029	91,500.00
05/02/2018	05/03/2018	PURCHASED 8,781.19 SHS LEGG MASON BW ALTERNATIVE CREDIT ON 05/02/2018 AT 10.42	8,781.19	91,500.00
06/04/2018	06/05/2018	PURCHASED 8,832.046 SHS LEGG MASON BW ALTERNATIVE CREDIT ON 06/04/2018 AT 10.36	8,832.046	91,500.00
06/28/2018	06/29/2018	PURCHASED 441.868 SHS LEGG MASON BW ALTERNATIVE CREDIT ON 06/28/2018 AT 10.36 FOR REINVESTMENT	441.868	4,577.75
<b>TOTAL</b>			<b>56,533.872</b>	<b>588,463.66</b>

## TRUST EB FORMAT

Statement Period  
Account Number

07/01/2017 through 06/30/2018  
115150003820

### Schedule Of Purchases

TRADE DATE	SETTLMT DATE	DESCRIPTION	UNITS	AVG COST
		PRUDENTIAL FUNDS TOTAL RETURN BOND CL Q		
07/31/2017	08/01/2017	PURCHASED 1,198.177 SHS PRUDENTIAL FUNDS TOTAL RETURN BOND CL Q ON 07/31/2017 AT 14.52 FOR REINVESTMENT	1,198.177	17,397.53
08/31/2017	09/01/2017	PURCHASED 1,332.523 SHS PRUDENTIAL FUNDS TOTAL RETURN BOND CL Q ON 08/31/2017 AT 14.64 FOR REINVESTMENT	1,332.523	19,508.14
09/29/2017	10/02/2017	PURCHASED 1,488.5 SHS PRUDENTIAL FUNDS TOTAL RETURN BOND CL Q ON 09/29/2017 AT 14.55 FOR REINVESTMENT	1,488.5	21,657.68
10/31/2017	11/01/2017	PURCHASED 1,335.056 SHS PRUDENTIAL FUNDS TOTAL RETURN BOND CL Q ON 10/31/2017 AT 14.55 FOR REINVESTMENT	1,335.056	19,425.07
11/30/2017	12/01/2017	PURCHASED 1,395.467 SHS PRUDENTIAL FUNDS TOTAL RETURN BOND CL Q ON 11/30/2017 AT 14.51 FOR REINVESTMENT	1,395.467	20,248.23
12/29/2017	01/02/2018	PURCHASED 1,362.161 SHS PRUDENTIAL FUNDS TOTAL RETURN BOND CL Q ON 12/29/2017 AT 14.60 FOR REINVESTMENT	1,362.161	19,887.55
01/10/2018	01/11/2018	PURCHASED 34,720.519 SHS PRUDENTIAL FUNDS TOTAL RETURN BOND CL Q ON 01/10/2018 AT 14.49	34,720.519	503,100.32
01/31/2018	02/01/2018	PURCHASED 1,463.584 SHS PRUDENTIAL FUNDS TOTAL RETURN BOND CL Q ON 01/31/2018 AT 14.43 FOR REINVESTMENT	1,463.584	21,119.51
02/28/2018	03/01/2018	PURCHASED 1,401.562 SHS PRUDENTIAL FUNDS TOTAL RETURN BOND CL Q ON 02/28/2018 AT 14.20 FOR REINVESTMENT	1,401.562	19,902.18
03/06/2018	03/07/2018	PURCHASED 17,183.1 SHS PRUDENTIAL FUNDS TOTAL RETURN BOND CL Q ON 03/06/2018 AT 14.20	17,183.1	244,000.02

# TRUST EB FORMAT

Statement Period  
Account Number

07/01/2017 through 06/30/2018  
115150003820

## Schedule Of Purchases

TRADE DATE	SETTLMT DATE	DESCRIPTION	UNITS	AVG COST
03/29/2018	04/02/2018	PURCHASED 1,656.068 SHS PRUDENTIAL FUNDS TOTAL RETURN BOND CL Q ON 03/29/2018 AT 14.29 FOR REINVESTMENT	1,656.068	23,665.21
04/03/2018	04/04/2018	PURCHASED 17,134.833 SHS PRUDENTIAL FUNDS TOTAL RETURN BOND CL Q ON 04/03/2018 AT 14.24	17,134.833	244,000.02
04/30/2018	05/01/2018	PURCHASED 1,631.392 SHS PRUDENTIAL FUNDS TOTAL RETURN BOND CL Q ON 04/30/2018 AT 14.13 FOR REINVESTMENT	1,631.392	23,051.57
05/02/2018	05/03/2018	PURCHASED 17,317.248 SHS PRUDENTIAL FUNDS TOTAL RETURN BOND CL Q ON 05/02/2018 AT 14.09	17,317.248	244,000.02
05/31/2018	06/01/2018	PURCHASED 1,772.158 SHS PRUDENTIAL FUNDS TOTAL RETURN BOND CL Q ON 05/31/2018 AT 14.13 FOR REINVESTMENT	1,772.158	25,040.59
06/04/2018	06/05/2018	PURCHASED 17,354.198 SHS PRUDENTIAL FUNDS TOTAL RETURN BOND CL Q ON 06/04/2018 AT 14.06	17,354.198	244,000.02
06/29/2018	07/02/2018	PURCHASED 2,104.775 SHS PRUDENTIAL FUNDS TOTAL RETURN BOND CL Q ON 06/29/2018 AT 14.09 FOR REINVESTMENT	2,104.775	29,656.28
<b>TOTAL</b>			<b>121,851.321</b>	<b>1,739,659.94</b>
WESTERN ASSET CORE PLUS BOND IS				
07/31/2017	08/01/2017	PURCHASED 1,501.559 SHS WESTERN ASSET CORE PLUS BOND IS ON 07/31/2017 AT 11.86 FOR REINVESTMENT	1,501.559	17,808.49
08/31/2017	09/01/2017	PURCHASED 1,604.481 SHS WESTERN ASSET CORE PLUS BOND IS ON 08/31/2017 AT 11.96 FOR REINVESTMENT	1,604.481	19,189.59
09/29/2017	10/02/2017	PURCHASED 1,550.622 SHS WESTERN ASSET CORE PLUS BOND IS ON 09/29/2017 AT 11.89 FOR REINVESTMENT	1,550.622	18,436.89



## TRUST EB FORMAT

Statement Period  
Account Number

07/01/2017 through 06/30/2018  
115150003820

### Schedule Of Purchases

TRADE DATE	SETTLMT DATE	DESCRIPTION	UNITS	AVG COST
10/31/2017	11/01/2017	PURCHASED 1,597.995 SHS WESTERN ASSET CORE PLUS BOND IS ON 10/31/2017 AT 11.84 FOR REINVESTMENT	1,597.995	18,920.26
11/30/2017	12/01/2017	PURCHASED 2,211.47 SHS WESTERN ASSET CORE PLUS BOND IS ON 11/30/2017 AT 11.81 FOR REINVESTMENT	2,211.47	26,117.46
12/21/2017	12/22/2017	PURCHASED 523.848 SHS WESTERN ASSET CORE PLUS BOND IS ON 12/21/2017 AT 11.77 FOR REINVESTMENT	523.848	6,165.69
12/21/2017	12/22/2017	PURCHASED 366.299 SHS WESTERN ASSET CORE PLUS BOND IS ON 12/21/2017 AT 11.77 FOR REINVESTMENT	366.299	4,311.34
12/29/2017	01/02/2018	PURCHASED 1,754.737 SHS WESTERN ASSET CORE PLUS BOND IS ON 12/29/2017 AT 11.83 FOR REINVESTMENT	1,754.737	20,758.54
01/10/2018	01/11/2018	PURCHASED 40,303.87 SHS WESTERN ASSET CORE PLUS BOND IS ON 01/10/2018 AT 11.76	40,303.87	473,973.51
01/31/2018	02/01/2018	PURCHASED 1,784.09 SHS WESTERN ASSET CORE PLUS BOND IS ON 01/31/2018 AT 11.72 FOR REINVESTMENT	1,784.09	20,909.53
02/28/2018	03/01/2018	PURCHASED 1,810.038 SHS WESTERN ASSET CORE PLUS BOND IS ON 02/28/2018 AT 11.52 FOR REINVESTMENT	1,810.038	20,851.64
03/06/2018	03/07/2018	PURCHASED 21,198.957 SHS WESTERN ASSET CORE PLUS BOND IS ON 03/06/2018 AT 11.51	21,198.957	244,000.00
03/29/2018	04/02/2018	PURCHASED 2,098.912 SHS WESTERN ASSET CORE PLUS BOND IS ON 03/29/2018 AT 11.61 FOR REINVESTMENT	2,098.912	24,368.37

## TRUST EB FORMAT

Statement Period  
Account Number

07/01/2017 through 06/30/2018  
115150003820

### Schedule Of Purchases

TRADE DATE	SETTLMT DATE	DESCRIPTION	UNITS	AVG COST
04/03/2018	04/04/2018	PURCHASED 21,070.812 SHS WESTERN ASSET CORE PLUS BOND IS ON 04/03/2018 AT 11.58	21,070.812	244,000.00
04/30/2018	05/01/2018	PURCHASED 2,071.444 SHS WESTERN ASSET CORE PLUS BOND IS ON 04/30/2018 AT 11.44 FOR REINVESTMENT	2,071.444	23,697.32
05/02/2018	05/03/2018	PURCHASED 21,403.509 SHS WESTERN ASSET CORE PLUS BOND IS ON 05/02/2018 AT 11.40	21,403.509	244,000.00
05/31/2018	06/01/2018	PURCHASED 2,242.615 SHS WESTERN ASSET CORE PLUS BOND IS ON 05/31/2018 AT 11.41 FOR REINVESTMENT	2,242.615	25,588.24
06/04/2018	06/05/2018	PURCHASED 21,497.797 SHS WESTERN ASSET CORE PLUS BOND IS ON 06/04/2018 AT 11.35	21,497.797	244,000.00
06/19/2018	06/20/2018	PURCHASED 689.777 SHS WESTERN ASSET CORE PLUS BOND IS ON 06/19/2018 AT 11.26 FOR REINVESTMENT	689.777	7,766.89
06/19/2018	06/20/2018	PURCHASED 3,064.965 SHS WESTERN ASSET CORE PLUS BOND IS ON 06/19/2018 AT 11.26 FOR REINVESTMENT	3,064.965	34,511.50
06/29/2018	07/02/2018	PURCHASED 2,335.651 SHS WESTERN ASSET CORE PLUS BOND IS ON 06/29/2018 AT 11.29 FOR REINVESTMENT	2,335.651	26,369.50
<b>TOTAL</b>			<b>152,683.448</b>	<b>1,765,744.76</b>
<b>TOTAL MUTUAL FUND - FIXED INCOME</b>			<b>781,998.988</b>	<b>10,821,538.56</b>
<b>MUTUAL FUND - DOMESTIC EQUITY</b>				
ALGER FUNDS SMALL CAP FOCUS Z				
12/15/2017	12/19/2017	PURCHASED 2,027.847 SHS ALGER FUNDS SMALL CAP FOCUS Z ON 12/15/2017 AT 15.38 FOR REINVESTMENT	2,027.847	31,188.28

## TRUST EB FORMAT

Statement Period  
Account Number

07/01/2017 through 06/30/2018  
115150003820

### Schedule Of Purchases

TRADE DATE	SETTLMT DATE	DESCRIPTION	UNITS	AVG COST
03/06/2018	03/07/2018	PURCHASED 5,449.581 SHS ALGER FUNDS SMALL CAP FOCUS Z ON 03/06/2018 AT 16.79	5,449.581	91,498.47
04/03/2018	04/04/2018	PURCHASED 5,535.298 SHS ALGER FUNDS SMALL CAP FOCUS Z ON 04/03/2018 AT 16.53	5,535.298	91,498.47
05/02/2018	05/03/2018	PURCHASED 5,279.773 SHS ALGER FUNDS SMALL CAP FOCUS Z ON 05/02/2018 AT 17.33	5,279.773	91,498.47
06/04/2018	06/05/2018	PURCHASED 4,726.161 SHS ALGER FUNDS SMALL CAP FOCUS Z ON 06/04/2018 AT 19.36	4,726.161	91,498.47
<b>TOTAL</b>			<b>23,018.66</b>	<b>397,182.16</b>
ALGER FUNDS SPECTRA Z				
12/15/2017	12/19/2017	PURCHASED 159.548 SHS ALGER FUNDS SPECTRA Z ON 12/15/2017 AT 21.09 FOR REINVESTMENT	159.548	3,364.87
12/15/2017	12/19/2017	PURCHASED 14,758.771 SHS ALGER FUNDS SPECTRA Z ON 12/15/2017 AT 21.09 FOR REINVESTMENT	14,758.771	311,262.49
03/06/2018	03/07/2018	PURCHASED 6,789.155 SHS ALGER FUNDS SPECTRA Z ON 03/06/2018 AT 22.46	6,789.155	152,484.42
04/03/2018	04/04/2018	PURCHASED 7,128.771 SHS ALGER FUNDS SPECTRA Z ON 04/03/2018 AT 21.39	7,128.771	152,484.42
05/02/2018	05/03/2018	PURCHASED 6,915.393 SHS ALGER FUNDS SPECTRA Z ON 05/02/2018 AT 22.05	6,915.393	152,484.42
06/04/2018	06/05/2018	PURCHASED 6,469.428 SHS ALGER FUNDS SPECTRA Z ON 06/04/2018 AT 23.57	6,469.428	152,484.42
<b>TOTAL</b>			<b>42,221.066</b>	<b>924,565.04</b>

# TRUST EB FORMAT

Statement Period  
Account Number

07/01/2017 through 06/30/2018  
115150003820

## Schedule Of Purchases

TRADE DATE	SETTLMT DATE	DESCRIPTION	UNITS	AVG COST
		BRANDES FUNDS INTERNATIONAL SMALL CAP R6		
09/29/2017	10/03/2017	PURCHASED 232.001 SHS BRANDES FUNDS INTERNATIONAL SMALL CAP R6 ON 09/29/2017 AT 14.36 FOR REINVESTMENT	232.001	3,331.54
12/08/2017	12/12/2017	PURCHASED 628.971 SHS BRANDES FUNDS INTERNATIONAL SMALL CAP R6 ON 12/08/2017 AT 13.69 FOR REINVESTMENT	628.971	8,610.61
12/08/2017	12/12/2017	PURCHASED 4,107.44 SHS BRANDES FUNDS INTERNATIONAL SMALL CAP R6 ON 12/08/2017 AT 13.69 FOR REINVESTMENT	4,107.44	56,230.85
12/29/2017	01/03/2018	PURCHASED 5,537.185 SHS BRANDES FUNDS INTERNATIONAL SMALL CAP R6 ON 12/29/2017 AT 13.55 FOR REINVESTMENT	5,537.185	75,028.86
01/10/2018	01/11/2018	PURCHASED 2,974.2 SHS BRANDES FUNDS INTERNATIONAL SMALL CAP R6 ON 01/10/2018 AT 13.88	2,974.2	41,281.89
03/06/2018	03/07/2018	PURCHASED 4,546.022 SHS BRANDES FUNDS INTERNATIONAL SMALL CAP R6 ON 03/06/2018 AT 13.42	4,546.022	61,007.62
04/03/2018	04/04/2018	PURCHASED 4,614.797 SHS BRANDES FUNDS INTERNATIONAL SMALL CAP R6 ON 04/03/2018 AT 13.22	4,614.797	61,007.62
05/02/2018	05/03/2018	PURCHASED 4,549.412 SHS BRANDES FUNDS INTERNATIONAL SMALL CAP R6 ON 05/02/2018 AT 13.41	4,549.412	61,007.62
06/04/2018	06/05/2018	PURCHASED 4,678.498 SHS BRANDES FUNDS INTERNATIONAL SMALL CAP R6 ON 06/04/2018 AT 13.04	4,678.498	61,007.62
06/29/2018	07/03/2018	PURCHASED 407.001 SHS BRANDES FUNDS INTERNATIONAL SMALL CAP R6 ON 06/29/2018 AT 12.46 FOR REINVESTMENT	407.001	5,071.23
<b>TOTAL</b>			<b>32,275.527</b>	<b>433,585.46</b>

# TRUST EB FORMAT

Statement Period  
Account Number

07/01/2017 through 06/30/2018  
115150003820

## Schedule Of Purchases

TRADE DATE	SETTLMT DATE	DESCRIPTION	UNITS	AVG COST
BRANDES FUNDS EMERGING MARKETS VALUE R6				
09/29/2017	10/03/2017	PURCHASED 954.622 SHS BRANDES FUNDS EMERGING MARKETS VALUE R6 ON 09/29/2017 AT 9.53 FOR REINVESTMENT	954.622	9,097.55
12/29/2017	01/03/2018	PURCHASED 853.034 SHS BRANDES FUNDS EMERGING MARKETS VALUE R6 ON 12/29/2017 AT 9.74 FOR REINVESTMENT	853.034	8,308.55
<b>TOTAL</b>			1,807.656	17,406.10
COLUMBIA CONTRARIAN CORE				
12/11/2017	12/13/2017	PURCHASED 1,660.781 SHS COLUMBIA CONTRARIAN CORE ON 12/11/2017 AT 26.07 FOR REINVESTMENT	1,660.781	43,296.56
12/11/2017	12/13/2017	PURCHASED 441.121 SHS COLUMBIA CONTRARIAN CORE ON 12/11/2017 AT 26.07 FOR REINVESTMENT	441.121	11,500.02
12/11/2017	12/13/2017	PURCHASED 7,042.326 SHS COLUMBIA CONTRARIAN CORE ON 12/11/2017 AT 26.07 FOR REINVESTMENT	7,042.326	183,593.44
03/06/2018	03/07/2018	PURCHASED 4,598.42 SHS COLUMBIA CONTRARIAN CORE ON 03/06/2018 AT 26.53	4,598.42	121,996.08
04/03/2018	04/04/2018	PURCHASED 4,801.105 SHS COLUMBIA CONTRARIAN CORE ON 04/03/2018 AT 25.41	4,801.105	121,996.08
05/02/2018	05/03/2018	PURCHASED 4,795.443 SHS COLUMBIA CONTRARIAN CORE ON 05/02/2018 AT 25.44	4,795.443	121,996.08
06/04/2018	06/05/2018	PURCHASED 4,633.349 SHS COLUMBIA CONTRARIAN CORE ON 06/04/2018 AT 26.33	4,633.349	121,996.08
<b>TOTAL</b>			27,972.545	726,374.34

# TRUST EB FORMAT

Statement Period  
Account Number

07/01/2017 through 06/30/2018  
115150003820

## Schedule Of Purchases

TRADE DATE	SETTLMT DATE	DESCRIPTION	UNITS	AVG COST
		OAKMARK SELECT FUND-INSTITUTIONAL		
12/14/2017	12/18/2017	PURCHASED 498.134 SHS OAKMARK SELECT FUND-INSTITUTIONAL ON 12/14/2017 AT 46.81 FOR REINVESTMENT	498.134	23,317.67
12/14/2017	12/18/2017	PURCHASED 4,272.758 SHS OAKMARK SELECT FUND-INSTITUTIONAL ON 12/14/2017 AT 46.81 FOR REINVESTMENT	4,272.758	200,007.82
03/06/2018	03/07/2018	PURCHASED 3,182.289 SHS OAKMARK SELECT FUND-INSTITUTIONAL ON 03/06/2018 AT 47.93	3,182.289	152,527.12
04/03/2018	04/04/2018	PURCHASED 3,342.694 SHS OAKMARK SELECT FUND-INSTITUTIONAL ON 04/03/2018 AT 45.63	3,342.694	152,527.12
05/02/2018	05/03/2018	PURCHASED 3,359.628 SHS OAKMARK SELECT FUND-INSTITUTIONAL ON 05/02/2018 AT 45.40	3,359.628	152,527.12
06/04/2018	06/05/2018	PURCHASED 3,306.463 SHS OAKMARK SELECT FUND-INSTITUTIONAL ON 06/04/2018 AT 46.13	3,306.463	152,527.12
		<b>TOTAL</b>	<b>17,961.966</b>	<b>833,433.97</b>
		OAKMARK INTERNATIONAL INST.		
01/10/2018	01/11/2018	PURCHASED 105,589.024 SHS OAKMARK INTERNATIONAL INST. ON 01/10/2018 AT 29.47	105,589.024	3,111,708.53
01/12/2018	01/16/2018	PURCHASED .307 SHS OAKMARK INTERNATIONAL INST. ON 01/12/2018 AT 30.13	.307	9.25
03/06/2018	03/07/2018	PURCHASED 3,213.106 SHS OAKMARK INTERNATIONAL INST. ON 03/06/2018 AT 28.47	3,213.106	91,477.12
04/03/2018	04/04/2018	PURCHASED 3,316.792 SHS OAKMARK INTERNATIONAL INST. ON 04/03/2018 AT 27.58	3,316.792	91,477.12

# TRUST EB FORMAT

Statement Period  
Account Number

07/01/2017 through 06/30/2018  
115150003820

## Schedule Of Purchases

TRADE DATE	SETTLMT DATE	DESCRIPTION	UNITS	AVG COST
05/02/2018	05/03/2018	PURCHASED 3,217.626 SHS OAKMARK INTERNATIONAL INST. ON 05/02/2018 AT 28.43	3,217.626	91,477.12
06/04/2018	06/05/2018	PURCHASED 3,301.231 SHS OAKMARK INTERNATIONAL INST. ON 06/04/2018 AT 27.71	3,301.231	91,477.12
<b>TOTAL</b>			118,638.086	3,477,626.26
HARTFORD FUNDS MIDCAP CLASS Y				
12/15/2017	12/19/2017	PURCHASED 483.326 SHS HARTFORD FUNDS MIDCAP CLASS Y ON 12/15/2017 AT 35.54 FOR REINVESTMENT	483.326	17,177.40
12/15/2017	12/19/2017	PURCHASED 3,110.762 SHS HARTFORD FUNDS MIDCAP CLASS Y ON 12/15/2017 AT 35.54 FOR REINVESTMENT	3,110.762	110,556.49
03/06/2018	03/07/2018	PURCHASED 2,423.801 SHS HARTFORD FUNDS MIDCAP CLASS Y ON 03/06/2018 AT 37.75	2,423.801	91,498.47
04/03/2018	04/04/2018	PURCHASED 2,519.231 SHS HARTFORD FUNDS MIDCAP CLASS Y ON 04/03/2018 AT 36.32	2,519.231	91,498.47
05/02/2018	05/03/2018	PURCHASED 2,477.619 SHS HARTFORD FUNDS MIDCAP CLASS Y ON 05/02/2018 AT 36.93	2,477.619	91,498.47
06/04/2018	06/05/2018	PURCHASED 2,344.311 SHS HARTFORD FUNDS MIDCAP CLASS Y ON 06/04/2018 AT 39.03	2,344.311	91,498.47
<b>TOTAL</b>			13,359.05	493,727.77
JOHN HANCOCK INTERNATIONAL GROWTH R6				
01/10/2018	01/11/2018	PURCHASED 90,885.484 SHS JOHN HANCOCK INTERNATIONAL GROWTH R6 ON 01/10/2018 AT 28.51	90,885.484	2,591,145.14
03/06/2018	03/07/2018	PURCHASED 2,662.487 SHS JOHN HANCOCK INTERNATIONAL GROWTH R6 ON 03/06/2018 AT 28.61	2,662.487	76,173.75

# TRUST EB FORMAT

Statement Period  
Account Number

07/01/2017 through 06/30/2018  
115150003820

## Schedule Of Purchases

TRADE DATE	SETTLMT DATE	DESCRIPTION	UNITS	AVG COST
04/03/2018	04/04/2018	PURCHASED 2,688.802 SHS JOHN HANCOCK INTERNATIONAL GROWTH R6 ON 04/03/2018 AT 28.33	2,688.802	76,173.75
05/02/2018	05/03/2018	PURCHASED 2,669.017 SHS JOHN HANCOCK INTERNATIONAL GROWTH R6 ON 05/02/2018 AT 28.54	2,669.017	76,173.75
06/04/2018	06/05/2018	PURCHASED 2,590.063 SHS JOHN HANCOCK INTERNATIONAL GROWTH R6 ON 06/04/2018 AT 29.41	2,590.063	76,173.75
<b>TOTAL</b>			101,495.853	2,895,840.14
PRUDENTIAL JENNISON GLOBAL OPPS Q				
01/10/2018	01/11/2018	PURCHASED 68,894.754 SHS PRUDENTIAL JENNISON GLOBAL OPPS Q ON 01/10/2018 AT 22.60	68,894.754	1,557,021.45
01/12/2018	01/16/2018	PURCHASED .219 SHS PRUDENTIAL JENNISON GLOBAL OPPS Q ON 01/12/2018 AT 22.88	.219	5.01
03/06/2018	03/07/2018	PURCHASED 1,949.441 SHS PRUDENTIAL JENNISON GLOBAL OPPS Q ON 03/06/2018 AT 23.48	1,949.441	45,772.88
04/03/2018	04/04/2018	PURCHASED 2,048.004 SHS PRUDENTIAL JENNISON GLOBAL OPPS Q ON 04/03/2018 AT 22.35	2,048.004	45,772.88
05/02/2018	05/03/2018	PURCHASED 2,016.426 SHS PRUDENTIAL JENNISON GLOBAL OPPS Q ON 05/02/2018 AT 22.70	2,016.426	45,772.88
06/04/2018	06/05/2018	PURCHASED 1,883.658 SHS PRUDENTIAL JENNISON GLOBAL OPPS Q ON 06/04/2018 AT 24.30	1,883.658	45,772.88
<b>TOTAL</b>			76,792.502	1,740,117.98
THORNBURG INVESTMENT INCOME BUILDER R6				
07/11/2017	07/13/2017	PURCHASED 463.705 SHS THORNBURG INVESTMENT INCOME BUILDER R6 ON 07/11/2017 AT 20.86 FOR REINVESTMENT	463.705	9,672.88



## TRUST EB FORMAT

Statement Period  
Account Number

07/01/2017 through 06/30/2018  
115150003820

### Schedule Of Purchases

TRADE DATE	SETTLMT DATE	DESCRIPTION	UNITS	AVG COST
09/22/2017	09/26/2017	PURCHASED 2,004.131 SHS THORNBURG INVESTMENT INCOME BUILDER R6 ON 09/22/2017 AT 21.47 FOR REINVESTMENT	2,004.131	43,028.69
12/27/2017	12/29/2017	PURCHASED 2,707.737 SHS THORNBURG INVESTMENT INCOME BUILDER R6 ON 12/27/2017 AT 21.99 FOR REINVESTMENT	2,707.737	59,543.13
03/06/2018	03/07/2018	PURCHASED 5,667.22 SHS THORNBURG INVESTMENT INCOME BUILDER R6 ON 03/06/2018 AT 21.53	5,667.22	122,015.25
03/23/2018	03/27/2018	PURCHASED 1,785.169 SHS THORNBURG INVESTMENT INCOME BUILDER R6 ON 03/23/2018 AT 20.88 FOR REINVESTMENT	1,785.169	37,274.33
04/03/2018	04/04/2018	PURCHASED 5,763.592 SHS THORNBURG INVESTMENT INCOME BUILDER R6 ON 04/03/2018 AT 21.17	5,763.592	122,015.25
05/02/2018	05/03/2018	PURCHASED 5,643.629 SHS THORNBURG INVESTMENT INCOME BUILDER R6 ON 05/02/2018 AT 21.62	5,643.629	122,015.25
06/04/2018	06/05/2018	PURCHASED 5,638.413 SHS THORNBURG INVESTMENT INCOME BUILDER R6 ON 06/04/2018 AT 21.64	5,638.413	122,015.25
06/22/2018	06/26/2018	PURCHASED 2,063.088 SHS THORNBURG INVESTMENT INCOME BUILDER R6 ON 06/22/2018 AT 21.49 FOR REINVESTMENT	2,063.088	44,335.76
<b>TOTAL</b>			<b>31,736.684</b>	<b>681,915.79</b>
UNDISCOVERED MANAGERS BEHAVIORAL VALUE R6				
12/13/2017	12/18/2017	PURCHASED 649.014 SHS UNDISCOVERED MANAGERS BEHAVIORAL VALUE R6 ON 12/13/2017 AT 69.80 FOR REINVESTMENT	649.014	45,301.19

# TRUST EB FORMAT

Statement Period  
Account Number

07/01/2017 through 06/30/2018  
115150003820

## Schedule Of Purchases

TRADE DATE	SETTLMT DATE	DESCRIPTION	UNITS	AVG COST
12/13/2017	12/18/2017	PURCHASED 896.814 SHS UNDISCOVERED MANAGERS BEHAVIORAL VALUE R6 ON 12/13/2017 AT 69.80 FOR REINVESTMENT	896.814	62,597.63
12/20/2017	12/22/2017	PURCHASED 529.702 SHS UNDISCOVERED MANAGERS BEHAVIORAL VALUE R6 ON 12/20/2017 AT 69.87 FOR REINVESTMENT	529.702	37,010.31
03/06/2018	03/07/2018	PURCHASED 1,316.92 SHS UNDISCOVERED MANAGERS BEHAVIORAL VALUE R6 ON 03/06/2018 AT 69.50	1,316.92	91,525.93
04/03/2018	04/04/2018	PURCHASED 1,362.196 SHS UNDISCOVERED MANAGERS BEHAVIORAL VALUE R6 ON 04/03/2018 AT 67.19	1,362.196	91,525.93
05/02/2018	05/03/2018	PURCHASED 1,322.247 SHS UNDISCOVERED MANAGERS BEHAVIORAL VALUE R6 ON 05/02/2018 AT 69.22	1,322.247	91,525.93
06/04/2018	06/05/2018	PURCHASED 1,257.57 SHS UNDISCOVERED MANAGERS BEHAVIORAL VALUE R6 ON 06/04/2018 AT 72.78	1,257.57	91,525.93
<b>TOTAL</b>			<b>7,334.463</b>	<b>511,012.85</b>
<b>TOTAL MUTUAL FUND - DOMESTIC EQUITY</b>			<b>494,614.058</b>	<b>13,132,787.86</b>
<b>MUTUAL FUND - INTERNATIONAL EQUITY</b>				
BRANDES FUNDS INTERNATIONAL EQUITY - R6				
09/29/2017	10/03/2017	PURCHASED 724.315 SHS BRANDES FUNDS INTERNATIONAL EQUITY - R6 ON 09/29/2017 AT 17.56 FOR REINVESTMENT	724.315	12,718.98
<b>TOTAL</b>			<b>724.315</b>	<b>12,718.98</b>
HARTFORD INTERNATIONAL VALUE - Y				
12/15/2017	12/19/2017	PURCHASED 4,219.681 SHS HARTFORD INTERNATIONAL VALUE - Y ON 12/15/2017 AT 17.86 FOR REINVESTMENT	4,219.681	75,363.51

## TRUST EB FORMAT

Statement Period  
Account Number

07/01/2017 through 06/30/2018  
115150003820

### Schedule Of Purchases

TRADE DATE	SETTLMT DATE	DESCRIPTION	UNITS	AVG COST
12/15/2017	12/19/2017	PURCHASED 3,746.67 SHS HARTFORD INTERNATIONAL VALUE - Y ON 12/15/2017 AT 17.86 FOR REINVESTMENT	3,746.67	66,915.53
12/27/2017	12/29/2017	PURCHASED 8,511.038 SHS HARTFORD INTERNATIONAL VALUE - Y ON 12/27/2017 AT 17.60 FOR REINVESTMENT	8,511.038	149,794.27
03/06/2018	03/07/2018	PURCHASED 6,889.625 SHS HARTFORD INTERNATIONAL VALUE - Y ON 03/06/2018 AT 17.71	6,889.625	122,015.25
04/03/2018	04/04/2018	PURCHASED 7,000.301 SHS HARTFORD INTERNATIONAL VALUE - Y ON 04/03/2018 AT 17.43	7,000.301	122,015.25
05/02/2018	05/03/2018	PURCHASED 6,870.228 SHS HARTFORD INTERNATIONAL VALUE - Y ON 05/02/2018 AT 17.76	6,870.228	122,015.25
06/04/2018	06/05/2018	PURCHASED 7,032.579 SHS HARTFORD INTERNATIONAL VALUE - Y ON 06/04/2018 AT 17.35	7,032.579	122,015.25
<b>TOTAL</b>			<b>44,270.122</b>	<b>780,134.31</b>
CLEARBRIDGE INTERNATIONAL CM CAP - IS				
12/20/2017	12/21/2017	PURCHASED 3,970.509 SHS CLEARBRIDGE INTERNATIONAL CM CAP - IS ON 12/20/2017 AT 18.74 FOR REINVESTMENT	3,970.509	74,407.33
03/06/2018	03/07/2018	PURCHASED 3,192.445 SHS CLEARBRIDGE INTERNATIONAL CM CAP - IS ON 03/06/2018 AT 19.11	3,192.445	61,007.62
04/03/2018	04/04/2018	PURCHASED 3,260.696 SHS CLEARBRIDGE INTERNATIONAL CM CAP - IS ON 04/03/2018 AT 18.71	3,260.696	61,007.62
05/02/2018	05/03/2018	PURCHASED 3,214.311 SHS CLEARBRIDGE INTERNATIONAL CM CAP - IS ON 05/02/2018 AT 18.98	3,214.311	61,007.62

## TRUST EB FORMAT

Statement Period  
Account Number

07/01/2017 through 06/30/2018  
115150003820

### Schedule Of Purchases

TRADE DATE	SETTLMT DATE	DESCRIPTION	UNITS	AVG COST
06/04/2018	06/05/2018	PURCHASED 3,199.141 SHS CLEARBRIDGE INTERNATIONAL CM CAP - IS ON 06/04/2018 AT 19.07	3,199.141	61,007.62
<b>TOTAL</b>			16,837.102	318,437.81
AMERICAN FUNDS NEW PERSPECTIVE F2				
12/21/2017	12/26/2017	PURCHASED 319.666 SHS AMERICAN FUNDS NEW PERSPECTIVE F2 ON 12/21/2017 AT 42.92 FOR REINVESTMENT	319.666	13,720.07
12/21/2017	12/26/2017	PURCHASED 2,469.395 SHS AMERICAN FUNDS NEW PERSPECTIVE F2 ON 12/21/2017 AT 42.92 FOR REINVESTMENT	2,469.395	105,986.42
03/06/2018	03/07/2018	PURCHASED 1,353.619 SHS AMERICAN FUNDS NEW PERSPECTIVE F2 ON 03/06/2018 AT 45.07	1,353.619	61,007.62
04/03/2018	04/04/2018	PURCHASED 1,400.542 SHS AMERICAN FUNDS NEW PERSPECTIVE F2 ON 04/03/2018 AT 43.56	1,400.542	61,007.62
05/02/2018	05/03/2018	PURCHASED 1,381.826 SHS AMERICAN FUNDS NEW PERSPECTIVE F2 ON 05/02/2018 AT 44.15	1,381.826	61,007.62
06/04/2018	06/05/2018	PURCHASED 1,334.667 SHS AMERICAN FUNDS NEW PERSPECTIVE F2 ON 06/04/2018 AT 45.71	1,334.667	61,007.62
<b>TOTAL</b>			8,259.715	363,736.97
AMERICAN FUNDS NEW WORLD F2				
12/21/2017	12/26/2017	PURCHASED 301.859 SHS AMERICAN FUNDS NEW WORLD F2 ON 12/21/2017 AT 66.20 FOR REINVESTMENT	301.859	19,983.05
12/21/2017	12/26/2017	PURCHASED 238.15 SHS AMERICAN FUNDS NEW WORLD F2 ON 12/21/2017 AT 66.20 FOR REINVESTMENT	238.15	15,765.56
03/06/2018	03/07/2018	PURCHASED 669.39 SHS AMERICAN FUNDS NEW WORLD F2 ON 03/06/2018 AT 68.38	669.39	45,772.88

## TRUST EB FORMAT

Statement Period  
Account Number

07/01/2017 through 06/30/2018  
115150003820

### Schedule Of Purchases

TRADE DATE	SETTLMT DATE	DESCRIPTION	UNITS	AVG COST
04/03/2018	04/04/2018	PURCHASED 678.72 SHS AMERICAN FUNDS NEW WORLD F2 ON 04/03/2018 AT 67.44	678.72	45,772.88
05/02/2018	05/03/2018	PURCHASED 684.608 SHS AMERICAN FUNDS NEW WORLD F2 ON 05/02/2018 AT 66.86	684.608	45,772.88
06/04/2018	06/05/2018	PURCHASED 675.814 SHS AMERICAN FUNDS NEW WORLD F2 ON 06/04/2018 AT 67.73	675.814	45,772.88
<b>TOTAL</b>			<b>3,248.541</b>	<b>218,840.13</b>
<b>TOTAL MUTUAL FUND - INTERNATIONAL EQUITY</b>			<b>73,339.795</b>	<b>1,693,868.20</b>
<b>MUTUAL FUND - REAL ESTATE</b>				
COHEN AND STEERS REAL ESTATE SECURITIES - Z				
09/29/2017	10/03/2017	PURCHASED 1,643.194 SHS COHEN AND STEERS REAL ESTATE SECURITIES - Z ON 09/29/2017 AT 15.26 FOR REINVESTMENT	1,643.194	25,075.14
12/06/2017	12/08/2017	PURCHASED 1,623.652 SHS COHEN AND STEERS REAL ESTATE SECURITIES - Z ON 12/06/2017 AT 15.38 FOR REINVESTMENT	1,623.652	24,971.77
03/06/2018	03/07/2018	PURCHASED 5,353.873 SHS COHEN AND STEERS REAL ESTATE SECURITIES - Z ON 03/06/2018 AT 14.24	5,353.873	76,239.15
03/29/2018	04/03/2018	PURCHASED 1,207.661 SHS COHEN AND STEERS REAL ESTATE SECURITIES - Z ON 03/29/2018 AT 14.48 FOR REINVESTMENT	1,207.661	17,486.93
04/03/2018	04/04/2018	PURCHASED 5,301.749 SHS COHEN AND STEERS REAL ESTATE SECURITIES - Z ON 04/03/2018 AT 14.38	5,301.749	76,239.15
05/02/2018	05/03/2018	PURCHASED 5,218.285 SHS COHEN AND STEERS REAL ESTATE SECURITIES - Z ON 05/02/2018 AT 14.61	5,218.285	76,239.15

# TRUST EB FORMAT

Statement Period  
Account Number

07/01/2017 through 06/30/2018  
115150003820

## Schedule Of Purchases

TRADE DATE	SETTLMT DATE	DESCRIPTION	UNITS	AVG COST
06/04/2018	06/05/2018	PURCHASED 4,992.741 SHS COHEN AND STEERS REAL ESTATE SECURITIES - Z ON 06/04/2018 AT 15.27	4,992.741	76,239.15
06/29/2018	07/03/2018	PURCHASED 1,577.745 SHS COHEN AND STEERS REAL ESTATE SECURITIES - Z ON 06/29/2018 AT 15.53 FOR REINVESTMENT	1,577.745	24,502.38
<b>TOTAL</b>			<b>26,918.9</b>	<b>396,992.82</b>
PRUDENTIAL FUNDS GLOBAL REAL ESTATE CL Q				
07/14/2017	07/17/2017	PURCHASED 899.593 SHS PRUDENTIAL FUNDS GLOBAL REAL ESTATE CL Q ON 07/14/2017 AT 23.81 FOR REINVESTMENT	899.593	21,419.31
10/20/2017	10/23/2017	PURCHASED 513.801 SHS PRUDENTIAL FUNDS GLOBAL REAL ESTATE CL Q ON 10/20/2017 AT 24.39 FOR REINVESTMENT	513.801	12,531.61
12/19/2017	12/20/2017	PURCHASED 2,435.324 SHS PRUDENTIAL FUNDS GLOBAL REAL ESTATE CL Q ON 12/19/2017 AT 24.09 FOR REINVESTMENT	2,435.324	58,666.95
12/19/2017	12/20/2017	PURCHASED 2,142.957 SHS PRUDENTIAL FUNDS GLOBAL REAL ESTATE CL Q ON 12/19/2017 AT 24.09 FOR REINVESTMENT	2,142.957	51,623.83
03/06/2018	03/07/2018	PURCHASED 2,685.176 SHS PRUDENTIAL FUNDS GLOBAL REAL ESTATE CL Q ON 03/06/2018 AT 22.71	2,685.176	60,980.35
04/03/2018	04/04/2018	PURCHASED 2,645.568 SHS PRUDENTIAL FUNDS GLOBAL REAL ESTATE CL Q ON 04/03/2018 AT 23.05	2,645.568	60,980.35
04/13/2018	04/16/2018	PURCHASED 498.062 SHS PRUDENTIAL FUNDS GLOBAL REAL ESTATE CL Q ON 04/13/2018 AT 23.08 FOR REINVESTMENT	498.062	11,495.26

## TRUST EB FORMAT

Statement Period  
Account Number

07/01/2017 through 06/30/2018  
115150003820

### Schedule Of Purchases

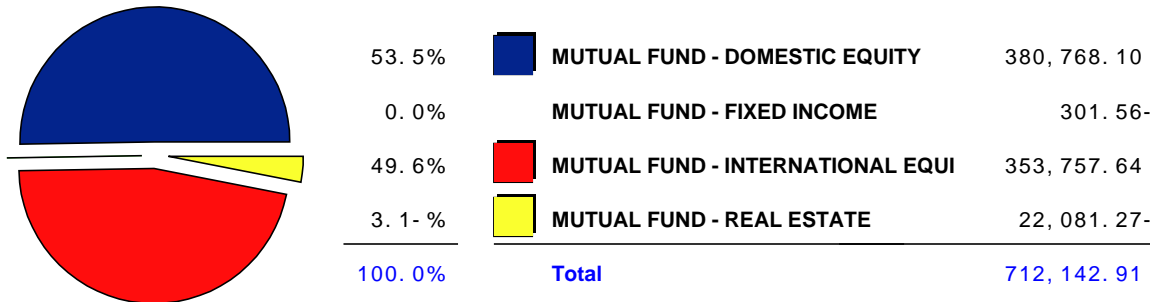
TRADE DATE	SETTLMT DATE	DESCRIPTION	UNITS	AVG COST
05/02/2018	05/03/2018	PURCHASED 2,604.885 SHS PRUDENTIAL FUNDS GLOBAL REAL ESTATE CL Q ON 05/02/2018 AT 23.41	2,604.885	60,980.35
06/04/2018	06/05/2018	PURCHASED 2,521.933 SHS PRUDENTIAL FUNDS GLOBAL REAL ESTATE CL Q ON 06/04/2018 AT 24.18	2,521.933	60,980.35
<b>TOTAL</b>			16,947.299	399,658.36
<b>TOTAL MUTUAL FUND - REAL ESTATE</b>			<b>43,866.199</b>	<b>796,651.18</b>
<b>TOTAL PURCHASES</b>				<b>26,444,845.80</b>

Statement Period  
Account Number

07/01/2017 through 06/30/2018  
115150003820

## Schedule Of Sales

### Realized Gains & Losses Allocation



### Realized Gains & Losses Schedule

TRADE DATE	SETTLMT DATE	DESCRIPTION	PROCEEDS	MKT / COST BASIS	MKT / COST GAIN / LOSS
<b>MUTUAL FUND - FIXED INCOME</b>					
BLACKROCK TOTAL RETURN - K					
07/14/2017	07/17/2017	SOLD 199.42 SHS BLACKROCK TOTAL RETURN - K ON 07/14/2017 AT 11.75	2,343.18	2,341.19 2,374.74	1.99 31.56-
08/08/2017	08/09/2017	SOLD 202.069 SHS BLACKROCK TOTAL RETURN - K ON 08/08/2017 AT 11.77	2,378.35	2,372.30 2,406.20	6.05 27.85-
09/14/2017	09/15/2017	SOLD 202.297 SHS BLACKROCK TOTAL RETURN - K ON 09/14/2017 AT 11.80	2,387.10	2,375.04 2,408.87	12.06 21.77-
10/17/2017	10/18/2017	SOLD 204.842 SHS BLACKROCK TOTAL RETURN - K ON 10/17/2017 AT 11.77	2,410.99	2,404.93 2,439.10	6.06 28.11-



# TRUST EB FORMAT

Statement Period  
Account Number

07/01/2017 through 06/30/2018  
115150003820

## Schedule Of Sales

TRADE DATE	SETTLMT DATE	DESCRIPTION	PROCEEDS	MKT / COST BASIS	MKT / COST GAIN / LOSS
11/08/2017	11/09/2017	SOLD 206.77 SHS BLACKROCK TOTAL RETURN - K ON 11/08/2017 AT 11.74	2,427.48	2,427.56 2,461.95	0.08- 34.47-
12/12/2017	12/13/2017	SOLD 209.824 SHS BLACKROCK TOTAL RETURN - K ON 12/12/2017 AT 11.68	2,450.74	2,463.38 2,498.17	12.64- 47.43-
01/11/2018	01/12/2018	SOLD 211.926 SHS BLACKROCK TOTAL RETURN - K ON 01/11/2018 AT 11.67	2,473.18	2,486.67 2,519.21	13.49- 46.03-
02/13/2018	02/14/2018	SOLD 220.986 SHS BLACKROCK TOTAL RETURN - K ON 02/13/2018 AT 11.46	2,532.50	2,592.89 2,626.73	60.39- 94.23-
03/13/2018	03/14/2018	SOLD 215.956 SHS BLACKROCK TOTAL RETURN - K ON 03/13/2018 AT 11.42	2,466.22	2,531.75 2,563.77	65.53- 97.55-
04/09/2018	04/10/2018	SOLD 221.799 SHS BLACKROCK TOTAL RETURN - K ON 04/09/2018 AT 11.42	2,532.94	2,598.17 2,630.04	65.23- 97.10-
05/10/2018	05/11/2018	SOLD 231.044 SHS BLACKROCK TOTAL RETURN - K ON 05/10/2018 AT 11.30	2,610.80	2,703.67 2,735.87	92.87- 125.07-
06/08/2018	06/11/2018	SOLD 239.198 SHS BLACKROCK TOTAL RETURN - K ON 06/08/2018 AT 11.30	2,702.94	2,796.44 2,828.79	93.50- 125.85-
<b>TOTAL 2,566.131 SHS</b>			<b>29,716.42</b>	<b>30,093.99 30,493.44</b>	<b>377.57- 777.02-</b>
GUGGENHEIM INVESTMENTS MACRO OPPORTUNITIES INST.					
07/14/2017	07/17/2017	SOLD 87.957 SHS GUGGENHEIM INVESTMENTS MACRO OPPORTUNITIES INST. ON 07/14/2017 AT 26.64	2,343.18	2,343.17 2,316.41	0.01 26.77
08/08/2017	08/09/2017	SOLD 89.144 SHS GUGGENHEIM INVESTMENTS MACRO OPPORTUNITIES INST. ON 08/08/2017 AT 26.68	2,378.35	2,374.81 2,347.75	3.54 30.60

## TRUST EB FORMAT

Statement Period  
Account Number

07/01/2017 through 06/30/2018  
115150003820

### Schedule Of Sales

TRADE DATE	SETTLMT DATE	DESCRIPTION	PROCEEDS	MKT / COST BASIS	MKT / COST GAIN / LOSS
09/14/2017	09/15/2017	SOLD 89.404 SHS GUGGENHEIM INVESTMENTS MACRO OPPORTUNITIES INST. ON 09/14/2017 AT 26.70	2,387.10	2,381.74 2,354.70	5.36 32.40
10/17/2017	10/18/2017	SOLD 90.198 SHS GUGGENHEIM INVESTMENTS MACRO OPPORTUNITIES INST. ON 10/17/2017 AT 26.73	2,410.99	2,402.91 2,375.70	8.08 35.29
11/08/2017	11/09/2017	SOLD 90.815 SHS GUGGENHEIM INVESTMENTS MACRO OPPORTUNITIES INST. ON 11/08/2017 AT 26.73	2,427.48	2,419.38 2,392.06	8.10 35.42
12/12/2017	12/13/2017	SOLD 91.548 SHS GUGGENHEIM INVESTMENTS MACRO OPPORTUNITIES INST. ON 12/12/2017 AT 26.77	2,450.74	2,438.93 2,411.46	11.81 39.28
01/11/2018	01/12/2018	SOLD 92.042 SHS GUGGENHEIM INVESTMENTS MACRO OPPORTUNITIES INST. ON 01/11/2018 AT 26.87	2,473.18	2,453.32 2,427.49	19.86 45.69
02/13/2018	02/14/2018	SOLD 94.532 SHS GUGGENHEIM INVESTMENTS MACRO OPPORTUNITIES INST. ON 02/13/2018 AT 26.79	2,532.50	2,519.75 2,493.28	12.75 39.22
03/13/2018	03/14/2018	SOLD 92.057 SHS GUGGENHEIM INVESTMENTS MACRO OPPORTUNITIES INST. ON 03/13/2018 AT 26.79	2,466.22	2,454.13 2,429.15	12.09 37.07
04/09/2018	04/10/2018	SOLD 94.973 SHS GUGGENHEIM INVESTMENTS MACRO OPPORTUNITIES INST. ON 04/09/2018 AT 26.67	2,532.94	2,531.97 2,506.96	0.97 25.98
05/10/2018	05/11/2018	SOLD 98.04 SHS GUGGENHEIM INVESTMENTS MACRO OPPORTUNITIES INST. ON 05/10/2018 AT 26.63	2,610.80	2,613.62 2,588.58	2.82- 22.22
06/08/2018	06/11/2018	SOLD 101.653 SHS GUGGENHEIM INVESTMENTS MACRO OPPORTUNITIES INST. ON 06/08/2018 AT 26.59	2,702.94	2,709.71 2,684.50	6.77- 18.44
<b>TOTAL 1,112.363 SHS</b>			29,716.42	29,643.44 29,328.04	72.98 388.38

## TRUST EB FORMAT

Statement Period  
Account Number

07/01/2017 through 06/30/2018  
115150003820

### Schedule Of Sales

TRADE DATE	SETTLMT DATE	DESCRIPTION	PROCEEDS	MKT / COST BASIS	MKT / COST GAIN / LOSS
GUGGENHEIM INVESTMENTS INVESTMENT GRADE BOND FUND					
07/14/2017	07/17/2017	SOLD 127.139 SHS GUGGENHEIM INVESTMENTS INVESTMENT GRADE BOND FUND ON 07/14/2017 AT 18.43	2,343.18	2,348.26 2,330.12	5.08- 13.06
08/08/2017	08/09/2017	SOLD 128.629 SHS GUGGENHEIM INVESTMENTS INVESTMENT GRADE BOND FUND ON 08/08/2017 AT 18.49	2,378.35	2,375.78 2,357.49	2.57 20.86
09/14/2017	09/15/2017	SOLD 128.546 SHS GUGGENHEIM INVESTMENTS INVESTMENT GRADE BOND FUND ON 09/14/2017 AT 18.57	2,387.10	2,374.30 2,356.08	12.80 31.02
10/17/2017	10/18/2017	SOLD 129.693 SHS GUGGENHEIM INVESTMENTS INVESTMENT GRADE BOND FUND ON 10/17/2017 AT 18.59	2,410.99	2,395.50 2,377.16	15.49 33.83
11/08/2017	11/09/2017	SOLD 130.58 SHS GUGGENHEIM INVESTMENTS INVESTMENT GRADE BOND FUND ON 11/08/2017 AT 18.59	2,427.48	2,411.91 2,393.50	15.57 33.98
12/12/2017	12/13/2017	SOLD 131.831 SHS GUGGENHEIM INVESTMENTS INVESTMENT GRADE BOND FUND ON 12/12/2017 AT 18.59	2,450.74	2,435.05 2,416.51	15.69 34.23
01/11/2018	01/12/2018	SOLD 133.253 SHS GUGGENHEIM INVESTMENTS INVESTMENT GRADE BOND FUND ON 01/11/2018 AT 18.56	2,473.18	2,461.90 2,444.31	11.28 28.87
02/13/2018	02/14/2018	SOLD 137.786 SHS GUGGENHEIM INVESTMENTS INVESTMENT GRADE BOND FUND ON 02/13/2018 AT 18.38	2,532.50	2,545.66 2,527.52	13.16- 4.98
03/13/2018	03/14/2018	SOLD 134.18 SHS GUGGENHEIM INVESTMENTS INVESTMENT GRADE BOND FUND ON 03/13/2018 AT 18.38	2,466.22	2,478.53 2,461.41	12.31- 4.81
04/09/2018	04/10/2018	SOLD 137.51 SHS GUGGENHEIM INVESTMENTS INVESTMENT GRADE BOND FUND ON 04/09/2018 AT 18.42	2,532.94	2,539.88 2,522.85	6.94- 10.09
05/10/2018	05/11/2018	SOLD 142.278 SHS GUGGENHEIM INVESTMENTS INVESTMENT GRADE BOND FUND ON 05/10/2018 AT 18.35	2,610.80	2,627.37 2,610.27	16.57- 0.53

# TRUST EB FORMAT

Statement Period  
Account Number

07/01/2017 through 06/30/2018  
115150003820

## Schedule Of Sales

TRADE DATE	SETTLMT DATE	DESCRIPTION	PROCEEDS	MKT / COST BASIS	MKT / COST GAIN / LOSS
06/08/2018	06/11/2018	SOLD 147.139 SHS GUGGENHEIM INVESTMENTS INVESTMENT GRADE BOND FUND ON 06/08/2018 AT 18.37	2,702.94	2,716.75 2,699.57	13.81 - 3.37
<b>TOTAL 1,608.564 SHS</b>			29,716.42	29,710.89 29,496.79	5.53 219.63
HARTFORD WORLD BOND - Y					
07/14/2017	07/17/2017	SOLD 112.114 SHS HARTFORD WORLD BOND - Y ON 07/14/2017 AT 10.45	1,171.59	1,169.35 1,162.95	2.24 8.64
08/08/2017	08/09/2017	SOLD 113.58 SHS HARTFORD WORLD BOND - Y ON 08/08/2017 AT 10.47	1,189.18	1,184.64 1,178.16	4.54 11.02
09/14/2017	09/15/2017	SOLD 113.78 SHS HARTFORD WORLD BOND - Y ON 09/14/2017 AT 10.49	1,193.55	1,186.73 1,180.24	6.82 13.31
10/17/2017	10/18/2017	SOLD 114.59 SHS HARTFORD WORLD BOND - Y ON 10/17/2017 AT 10.52	1,205.49	1,195.17 1,188.64	10.32 16.85
11/08/2017	11/09/2017	SOLD 115.156 SHS HARTFORD WORLD BOND - Y ON 11/08/2017 AT 10.54	1,213.74	1,201.08 1,194.51	12.66 19.23
12/12/2017	12/13/2017	SOLD 116.149 SHS HARTFORD WORLD BOND - Y ON 12/12/2017 AT 10.55	1,225.37	1,211.43 1,204.81	13.94 20.56
01/11/2018	01/12/2018	SOLD 116.991 SHS HARTFORD WORLD BOND - Y ON 01/11/2018 AT 10.57	1,236.59	1,221.54 1,215.37	15.05 21.22
02/13/2018	02/14/2018	SOLD 119.458 SHS HARTFORD WORLD BOND - Y ON 02/13/2018 AT 10.60	1,266.25	1,247.30 1,241.00	18.95 25.25
03/13/2018	03/14/2018	SOLD 116.331 SHS HARTFORD WORLD BOND - Y ON 03/13/2018 AT 10.60	1,233.11	1,215.24 1,209.28	17.87 23.83
04/09/2018	04/10/2018	SOLD 119.253 SHS HARTFORD WORLD BOND - Y ON 04/09/2018 AT 10.62	1,266.47	1,246.31 1,240.37	20.16 26.10
05/10/2018	05/11/2018	SOLD 122.688 SHS HARTFORD WORLD BOND - Y ON 05/10/2018 AT 10.64	1,305.40	1,282.73 1,276.79	22.67 28.61
06/08/2018	06/11/2018	SOLD 126.661 SHS HARTFORD WORLD BOND - Y ON 06/08/2018 AT 10.67	1,351.47	1,324.98 1,319.00	26.49 32.47
<b>TOTAL 1,406.751 SHS</b>			14,858.21	14,686.50 14,611.12	171.71 247.09

# TRUST EB FORMAT

Statement Period  
Account Number

07/01/2017 through 06/30/2018  
115150003820

## Schedule Of Sales

TRADE DATE	SETTLMT DATE	DESCRIPTION	PROCEEDS	MKT / COST BASIS	MKT / COST GAIN / LOSS
		LEGG MASON BW GLOBAL OPPORTUNITIES BOND IS			
07/14/2017	07/17/2017	SOLD 78.806 SHS LEGG MASON BW GLOBAL OPPORTUNITIES BOND IS ON 07/14/2017 AT 11.15	878.69	866.87 854.32	11.82 24.37
08/08/2017	08/09/2017	SOLD 79.208 SHS LEGG MASON BW GLOBAL OPPORTUNITIES BOND IS ON 08/08/2017 AT 11.26	891.88	871.29 858.68	20.59 33.20
09/14/2017	09/15/2017	SOLD 77.976 SHS LEGG MASON BW GLOBAL OPPORTUNITIES BOND IS ON 09/14/2017 AT 11.48	895.16	857.74 845.33	37.42 49.83
10/17/2017	10/18/2017	SOLD 80.942 SHS LEGG MASON BW GLOBAL OPPORTUNITIES BOND IS ON 10/17/2017 AT 11.17	904.12	890.52 877.73	13.60 26.39
11/08/2017	11/09/2017	SOLD 82.755 SHS LEGG MASON BW GLOBAL OPPORTUNITIES BOND IS ON 11/08/2017 AT 11.00	910.31	910.47 897.39	0.16- 12.92
12/12/2017	12/13/2017	SOLD 83.17 SHS LEGG MASON BW GLOBAL OPPORTUNITIES BOND IS ON 12/12/2017 AT 11.05	919.03	915.03 901.89	4.00 17.14
01/11/2018	01/12/2018	SOLD 239.667 SHS LEGG MASON BW GLOBAL OPPORTUNITIES BOND IS ON 01/11/2018 AT 10.96	2,626.75	2,633.89 2,598.09	7.14- 28.66
02/13/2018	02/14/2018	SOLD 85.635 SHS LEGG MASON BW GLOBAL OPPORTUNITIES BOND IS ON 02/13/2018 AT 11.09	949.69	941.11 928.32	8.58 21.37
03/13/2018	03/14/2018	SOLD 82.796 SHS LEGG MASON BW GLOBAL OPPORTUNITIES BOND IS ON 03/13/2018 AT 11.17	924.83	910.33 898.30	14.50 26.53
04/09/2018	04/10/2018	SOLD 85.265 SHS LEGG MASON BW GLOBAL OPPORTUNITIES BOND IS ON 04/09/2018 AT 11.14	949.85	937.92 925.95	11.93 23.90
05/10/2018	05/11/2018	SOLD 90.737 SHS LEGG MASON BW GLOBAL OPPORTUNITIES BOND IS ON 05/10/2018 AT 10.79	979.05	997.59 985.20	18.54- 6.15-

## TRUST EB FORMAT

Statement Period  
Account Number

07/01/2017 through 06/30/2018  
115150003820

### Schedule Of Sales

TRADE DATE	SETTLMT DATE	DESCRIPTION	PROCEEDS	MKT / COST BASIS	MKT / COST GAIN / LOSS
06/08/2018	06/11/2018	SOLD 96.35 SHS LEGG MASON BW GLOBAL OPPORTUNITIES BOND IS ON 06/08/2018 AT 10.52	1,013.60	1,058.14 1,045.35	44.54- 31.75-
<b>TOTAL 1,163.307 SHS</b>			12,842.96	12,790.90 12,616.55	52.06 226.41
LEGG MASON BW ALTERNATIVE CREDIT					
07/14/2017	07/17/2017	SOLD 84.489 SHS LEGG MASON BW ALTERNATIVE CREDIT ON 07/14/2017 AT 10.40	878.69	869.39 869.52	9.30 9.17
08/08/2017	08/09/2017	SOLD 84.941 SHS LEGG MASON BW ALTERNATIVE CREDIT ON 08/08/2017 AT 10.50	891.88	874.04 874.17	17.84 17.71
09/14/2017	09/15/2017	SOLD 85.579 SHS LEGG MASON BW ALTERNATIVE CREDIT ON 09/14/2017 AT 10.46	895.16	880.61 880.73	14.55 14.43
10/17/2017	10/18/2017	SOLD 86.602 SHS LEGG MASON BW ALTERNATIVE CREDIT ON 10/17/2017 AT 10.44	904.12	891.20 891.33	12.92 12.79
11/08/2017	11/09/2017	SOLD 87.362 SHS LEGG MASON BW ALTERNATIVE CREDIT ON 11/08/2017 AT 10.42	910.31	899.02 899.15	11.29 11.16
12/12/2017	12/13/2017	SOLD 87.861 SHS LEGG MASON BW ALTERNATIVE CREDIT ON 12/12/2017 AT 10.46	919.03	904.16 904.28	14.87 14.75
01/11/2018	01/12/2018	SOLD 88.665 SHS LEGG MASON BW ALTERNATIVE CREDIT ON 01/11/2018 AT 10.46	927.44	913.13 913.26	14.31 14.18
02/13/2018	02/14/2018	SOLD 91.404 SHS LEGG MASON BW ALTERNATIVE CREDIT ON 02/13/2018 AT 10.39	949.69	941.34 941.47	8.35 8.22
03/13/2018	03/14/2018	SOLD 88.331 SHS LEGG MASON BW ALTERNATIVE CREDIT ON 03/13/2018 AT 10.47	924.83	910.08 910.19	14.75 14.64

# TRUST EB FORMAT

Statement Period  
Account Number

07/01/2017 through 06/30/2018  
115150003820

## Schedule Of Sales

TRADE DATE	SETTLMT DATE	DESCRIPTION	PROCEEDS	MKT / COST BASIS	MKT / COST GAIN / LOSS
04/09/2018	04/10/2018	SOLD 91.156 SHS LEGG MASON BW ALTERNATIVE CREDIT ON 04/09/2018 AT 10.42	949.85	939.41 939.53	10.44 10.32
05/10/2018	05/11/2018	SOLD 94.139 SHS LEGG MASON BW ALTERNATIVE CREDIT ON 05/10/2018 AT 10.40	979.05	970.44 970.56	8.61 8.49
06/08/2018	06/11/2018	SOLD 97.743 SHS LEGG MASON BW ALTERNATIVE CREDIT ON 06/08/2018 AT 10.37	1,013.60	1,007.72 1,007.84	5.88 5.76
<b>TOTAL 1,068.272 SHS</b>			<b>11,143.65</b>	<b>11,000.54 11,002.03</b>	<b>143.11 141.62</b>
PRUDENTIAL FUNDS TOTAL RETURN BOND CL Q					
07/14/2017	07/17/2017	SOLD 162.044 SHS PRUDENTIAL FUNDS TOTAL RETURN BOND CL Q ON 07/14/2017 AT 14.46	2,343.16	2,343.16 2,319.12	24.04
08/08/2017	08/09/2017	SOLD 163.687 SHS PRUDENTIAL FUNDS TOTAL RETURN BOND CL Q ON 08/08/2017 AT 14.53	2,378.37	2,366.94 2,342.71	11.43 35.66
09/14/2017	09/15/2017	SOLD 163.613 SHS PRUDENTIAL FUNDS TOTAL RETURN BOND CL Q ON 09/14/2017 AT 14.59	2,387.11	2,365.94 2,341.78	21.17 45.33
10/17/2017	10/18/2017	SOLD 165.137 SHS PRUDENTIAL FUNDS TOTAL RETURN BOND CL Q ON 10/17/2017 AT 14.60	2,411.00	2,388.02 2,363.70	22.98 47.30
11/08/2017	11/09/2017	SOLD 166.495 SHS PRUDENTIAL FUNDS TOTAL RETURN BOND CL Q ON 11/08/2017 AT 14.58	2,427.49	2,407.69 2,383.24	19.80 44.25
12/12/2017	12/13/2017	SOLD 168.434 SHS PRUDENTIAL FUNDS TOTAL RETURN BOND CL Q ON 12/12/2017 AT 14.55	2,450.72	2,435.76 2,411.08	14.96 39.64
01/11/2018	01/12/2018	SOLD 170.213 SHS PRUDENTIAL FUNDS TOTAL RETURN BOND CL Q ON 01/11/2018 AT 14.53	2,473.20	2,461.84 2,438.47	11.36 34.73

# TRUST EB FORMAT

Statement Period  
Account Number

07/01/2017 through 06/30/2018  
115150003820

## Schedule Of Sales

TRADE DATE	SETTLMT DATE	DESCRIPTION	PROCEEDS	MKT / COST BASIS	MKT / COST GAIN / LOSS
02/13/2018	02/14/2018	SOLD 178.092 SHS PRUDENTIAL FUNDS TOTAL RETURN BOND CL Q ON 02/13/2018 AT 14.22	2,532.47	2,575.78 2,551.39	43.31- 18.92-
03/13/2018	03/14/2018	SOLD 173.435 SHS PRUDENTIAL FUNDS TOTAL RETURN BOND CL Q ON 03/13/2018 AT 14.22	2,466.24	2,506.99 2,483.99	40.75- 17.75-
04/09/2018	04/10/2018	SOLD 177.628 SHS PRUDENTIAL FUNDS TOTAL RETURN BOND CL Q ON 04/09/2018 AT 14.26	2,532.98	2,566.45 2,543.62	33.47- 10.64-
05/10/2018	05/11/2018	SOLD 185.556 SHS PRUDENTIAL FUNDS TOTAL RETURN BOND CL Q ON 05/10/2018 AT 14.07	2,610.77	2,679.01 2,655.88	68.24- 45.11-
06/08/2018	06/11/2018	SOLD 192.518 SHS PRUDENTIAL FUNDS TOTAL RETURN BOND CL Q ON 06/08/2018 AT 14.04	2,702.95	2,777.42 2,754.13	74.47- 51.18-
<b>TOTAL 2,066.852 SHS</b>			29,716.46	29,875.00 29,589.11	158.54- 127.35
WESTERN ASSET CORE PLUS BOND IS					
07/14/2017	07/17/2017	SOLD 198.406 SHS WESTERN ASSET CORE PLUS BOND IS ON 07/14/2017 AT 11.81	2,343.18	2,337.22 2,347.56	5.96 4.38-
08/08/2017	08/09/2017	SOLD 200.366 SHS WESTERN ASSET CORE PLUS BOND IS ON 08/08/2017 AT 11.87	2,378.35	2,360.35 2,370.76	18.00 7.59
09/14/2017	09/15/2017	SOLD 199.59 SHS WESTERN ASSET CORE PLUS BOND IS ON 09/14/2017 AT 11.96	2,387.10	2,351.29 2,361.64	35.81 25.46
10/17/2017	10/18/2017	SOLD 202.434 SHS WESTERN ASSET CORE PLUS BOND IS ON 10/17/2017 AT 11.91	2,410.99	2,384.85 2,395.32	26.14 15.67
11/08/2017	11/09/2017	SOLD 204.333 SHS WESTERN ASSET CORE PLUS BOND IS ON 11/08/2017 AT 11.88	2,427.48	2,407.25 2,417.80	20.23 9.68



# TRUST EB FORMAT

Statement Period  
Account Number

07/01/2017 through 06/30/2018  
115150003820

## Schedule Of Sales

TRADE DATE	SETTLMT DATE	DESCRIPTION	PROCEEDS	MKT / COST BASIS	MKT / COST GAIN / LOSS
12/12/2017	12/13/2017	SOLD 207.338 SHS WESTERN ASSET CORE PLUS BOND IS ON 12/12/2017 AT 11.82	2,450.74	2,442.67 2,453.34	8.07 2.60-
01/11/2018	01/12/2018	SOLD 209.769 SHS WESTERN ASSET CORE PLUS BOND IS ON 01/11/2018 AT 11.79	2,473.18	2,471.08 2,481.22	2.10 8.04-
02/13/2018	02/14/2018	SOLD 219.264 SHS WESTERN ASSET CORE PLUS BOND IS ON 02/13/2018 AT 11.55	2,532.50	2,582.90 2,593.47	50.40- 60.97-
03/13/2018	03/14/2018	SOLD 213.896 SHS WESTERN ASSET CORE PLUS BOND IS ON 03/13/2018 AT 11.53	2,466.22	2,517.85 2,527.83	51.63- 61.61-
04/09/2018	04/10/2018	SOLD 218.734 SHS WESTERN ASSET CORE PLUS BOND IS ON 04/09/2018 AT 11.58	2,532.94	2,573.53 2,583.42	40.59- 50.48-
05/10/2018	05/11/2018	SOLD 229.219 SHS WESTERN ASSET CORE PLUS BOND IS ON 05/10/2018 AT 11.39	2,610.80	2,694.38 2,704.43	83.58- 93.63-
06/08/2018	06/11/2018	SOLD 238.776 SHS WESTERN ASSET CORE PLUS BOND IS ON 06/08/2018 AT 11.32	2,702.94	2,803.89 2,814.05	100.95- 111.11-
<b>TOTAL 2,542.125 SHS</b>			29,716.42	29,927.26 30,050.84	210.84- 334.42-
<b>TOTAL MUTUAL FUND - FIXED INCOME</b>			<b>187,426.96</b>	<b>187,728.52</b> <b>187,187.92</b>	<b>301.56-</b> <b>239.04</b>
<b>MUTUAL FUND - DOMESTIC EQUITY</b>					
ALGER FUNDS SMALL CAP FOCUS Z					
07/14/2017	07/17/2017	SOLD 60.594 SHS ALGER FUNDS SMALL CAP FOCUS Z ON 07/14/2017 AT 14.50	878.61	870.74 675.50	7.87 203.11
08/08/2017	08/09/2017	SOLD 62.189 SHS ALGER FUNDS SMALL CAP FOCUS Z ON 08/08/2017 AT 14.34	891.79	893.66 693.28	1.87- 198.51

# TRUST EB FORMAT

Statement Period  
Account Number

07/01/2017 through 06/30/2018  
115150003820

## Schedule Of Sales

TRADE DATE	SETTLMT DATE	DESCRIPTION	PROCEEDS	MKT / COST BASIS	MKT / COST GAIN / LOSS
09/14/2017	09/15/2017	SOLD 60.931 SHS ALGER FUNDS SMALL CAP FOCUS Z ON 09/14/2017 AT 14.69	895.07	875.58 679.26	19.49 215.81
10/17/2017	10/18/2017	SOLD 59.126 SHS ALGER FUNDS SMALL CAP FOCUS Z ON 10/17/2017 AT 15.29	904.03	849.64 659.13	54.39 244.90
11/08/2017	11/09/2017	SOLD 59.144 SHS ALGER FUNDS SMALL CAP FOCUS Z ON 11/08/2017 AT 15.39	910.22	849.90 659.33	60.32 250.89
12/12/2017	12/13/2017	SOLD 59.904 SHS ALGER FUNDS SMALL CAP FOCUS Z ON 12/12/2017 AT 15.34	918.93	860.82 667.81	58.11 251.12
01/10/2018	01/11/2018	SOLD 25,497.975 SHS ALGER FUNDS SMALL CAP FOCUS Z ON 01/10/2018 AT 16.02	408,477.56	366,645.44 285,253.76	41,832.12 123,223.80
01/11/2018	01/12/2018	SOLD 57.143 SHS ALGER FUNDS SMALL CAP FOCUS Z ON 01/11/2018 AT 16.23	927.43	821.68 639.28	105.75 288.15
02/13/2018	02/14/2018	SOLD 61.072 SHS ALGER FUNDS SMALL CAP FOCUS Z ON 02/13/2018 AT 15.55	949.67	878.18 683.23	71.49 266.44
03/13/2018	03/14/2018	SOLD 53.925 SHS ALGER FUNDS SMALL CAP FOCUS Z ON 03/13/2018 AT 17.15	924.82	778.99 611.60	145.83 313.22
04/09/2018	04/10/2018	SOLD 57.15 SHS ALGER FUNDS SMALL CAP FOCUS Z ON 04/09/2018 AT 16.62	949.84	828.82 656.25	121.02 293.59
05/10/2018	05/11/2018	SOLD 53.324 SHS ALGER FUNDS SMALL CAP FOCUS Z ON 05/10/2018 AT 18.36	979.03	777.15 620.21	201.88 358.82
06/08/2018	06/11/2018	SOLD 51.451 SHS ALGER FUNDS SMALL CAP FOCUS Z ON 06/08/2018 AT 19.70	1,013.59	755.31 607.24	258.28 406.35
<b>TOTAL 26,193.928 SHS</b>			<b>419,620.59</b>	<b>376,685.91 293,105.88</b>	<b>42,934.68 126,514.71</b>

# TRUST EB FORMAT

Statement Period  
Account Number

07/01/2017 through 06/30/2018  
115150003820

## Schedule Of Sales

TRADE DATE	SETTLMT DATE	DESCRIPTION	PROCEEDS	MKT / COST BASIS	MKT / COST GAIN / LOSS
ALGER FUNDS SPECTRA Z					
07/14/2017	07/17/2017	SOLD 71.785 SHS ALGER FUNDS SPECTRA Z ON 07/14/2017 AT 20.40	1,464.42	1,420.63 1,314.07	43.79 150.35
08/08/2017	08/09/2017	SOLD 72.225 SHS ALGER FUNDS SPECTRA Z ON 08/08/2017 AT 20.58	1,486.40	1,429.33 1,322.12	57.07 164.28
09/14/2017	09/15/2017	SOLD 71.347 SHS ALGER FUNDS SPECTRA Z ON 09/14/2017 AT 20.91	1,491.86	1,411.96 1,306.05	79.90 185.81
10/17/2017	10/18/2017	SOLD 70.543 SHS ALGER FUNDS SPECTRA Z ON 10/17/2017 AT 21.36	1,506.79	1,396.05 1,291.33	110.74 215.46
11/08/2017	11/09/2017	SOLD 68.492 SHS ALGER FUNDS SPECTRA Z ON 11/08/2017 AT 22.15	1,517.10	1,355.46 1,253.79	161.64 263.31
12/12/2017	12/13/2017	SOLD 69.086 SHS ALGER FUNDS SPECTRA Z ON 12/12/2017 AT 22.17	1,531.64	1,367.21 1,264.66	164.43 266.98
01/10/2018	01/11/2018	SOLD 28,006.037 SHS ALGER FUNDS SPECTRA Z ON 01/10/2018 AT 21.93	614,172.40	556,295.53 517,070.86	57,876.87 97,101.54
01/11/2018	01/12/2018	SOLD 70.031 SHS ALGER FUNDS SPECTRA Z ON 01/11/2018 AT 22.07	1,545.58	1,391.05 1,292.97	154.53 252.61
02/13/2018	02/14/2018	SOLD 73.441 SHS ALGER FUNDS SPECTRA Z ON 02/13/2018 AT 21.55	1,582.65	1,458.79 1,355.93	123.86 226.72
03/13/2018	03/14/2018	SOLD 67.127 SHS ALGER FUNDS SPECTRA Z ON 03/13/2018 AT 22.96	1,541.23	1,338.25 1,246.86	202.98 294.37
04/09/2018	04/10/2018	SOLD 74.038 SHS ALGER FUNDS SPECTRA Z ON 04/09/2018 AT 21.38	1,582.93	1,479.09 1,381.17	103.84 201.76
05/10/2018	05/11/2018	SOLD 70.907 SHS ALGER FUNDS SPECTRA Z ON 05/10/2018 AT 23.01	1,631.58	1,420.50 1,329.25	211.08 302.33
06/08/2018	06/11/2018	SOLD 71.153 SHS ALGER FUNDS SPECTRA Z ON 06/08/2018 AT 23.74	1,689.17	1,431.62 1,342.30	257.55 346.87
<b>TOTAL 28,856.212 SHS</b>			<b>632,743.75</b>	<b>573,195.47 532,771.36</b>	<b>59,548.28 99,972.39</b>

## TRUST EB FORMAT

Statement Period  
Account Number

07/01/2017 through 06/30/2018  
115150003820

### Schedule Of Sales

TRADE DATE	SETTLMT DATE	DESCRIPTION	PROCEEDS	MKT / COST BASIS	MKT / COST GAIN / LOSS
BRANDES FUNDS INTERNATIONAL SMALL CAP R6					
07/14/2017	07/17/2017	SOLD 41.051 SHS BRANDES FUNDS INTERNATIONAL SMALL CAP R6 ON 07/14/2017 AT 14.27	585.80	582.92 550.03	2.88 35.77
08/08/2017	08/09/2017	SOLD 41.377 SHS BRANDES FUNDS INTERNATIONAL SMALL CAP R6 ON 08/08/2017 AT 14.37	594.59	587.55 554.40	7.04 40.19
09/14/2017	09/15/2017	SOLD 41.299 SHS BRANDES FUNDS INTERNATIONAL SMALL CAP R6 ON 09/14/2017 AT 14.45	596.77	586.45 553.35	10.32 43.42
10/17/2017	10/18/2017	SOLD 41.916 SHS BRANDES FUNDS INTERNATIONAL SMALL CAP R6 ON 10/17/2017 AT 14.38	602.75	595.22 561.69	7.53 41.06
11/08/2017	11/09/2017	SOLD 42.528 SHS BRANDES FUNDS INTERNATIONAL SMALL CAP R6 ON 11/08/2017 AT 14.27	606.87	603.91 569.89	2.96 36.98
12/12/2017	12/13/2017	SOLD 44.852 SHS BRANDES FUNDS INTERNATIONAL SMALL CAP R6 ON 12/12/2017 AT 13.66	612.68	636.14 601.47	23.46- 11.21
01/11/2018	01/12/2018	SOLD 44.359 SHS BRANDES FUNDS INTERNATIONAL SMALL CAP R6 ON 01/11/2018 AT 13.94	618.37	627.84 595.50	9.47- 22.87
02/13/2018	02/14/2018	SOLD 47.538 SHS BRANDES FUNDS INTERNATIONAL SMALL CAP R6 ON 02/13/2018 AT 13.32	633.20	672.84 638.18	39.64- 4.98-
03/13/2018	03/14/2018	SOLD 45.541 SHS BRANDES FUNDS INTERNATIONAL SMALL CAP R6 ON 03/13/2018 AT 13.54	616.63	643.59 611.36	26.96- 5.27
04/09/2018	04/10/2018	SOLD 47.511 SHS BRANDES FUNDS INTERNATIONAL SMALL CAP R6 ON 04/09/2018 AT 13.33	633.32	670.17 637.53	36.85- 4.21-
05/10/2018	05/11/2018	SOLD 48.861 SHS BRANDES FUNDS INTERNATIONAL SMALL CAP R6 ON 05/10/2018 AT 13.36	652.78	688.26 655.63	35.48- 2.85-

# TRUST EB FORMAT

Statement Period  
Account Number

07/01/2017 through 06/30/2018  
115150003820

## Schedule Of Sales

TRADE DATE	SETTLMT DATE	DESCRIPTION	PROCEEDS	MKT / COST BASIS	MKT / COST GAIN / LOSS
06/08/2018	06/11/2018	SOLD 51.589 SHS BRANDES FUNDS INTERNATIONAL SMALL CAP R6 ON 06/08/2018 AT 13.10	675.82	725.18 691.69	49.36- 15.87-
<b>TOTAL 538.422 SHS</b>			<b>7,429.58</b>	<b>7,620.07 7,220.72</b>	<b>190.49- 208.86</b>
BRANDES FUNDS EMERGING MARKETS VALUE R6					
07/14/2017	07/17/2017	SOLD 47.912 SHS BRANDES FUNDS EMERGING MARKETS VALUE R6 ON 07/14/2017 AT 9.17	439.35	422.10 386.82	17.25 52.53
08/08/2017	08/09/2017	SOLD 47.745 SHS BRANDES FUNDS EMERGING MARKETS VALUE R6 ON 08/08/2017 AT 9.34	445.94	420.63 385.47	25.31 60.47
09/14/2017	09/15/2017	SOLD 46.526 SHS BRANDES FUNDS EMERGING MARKETS VALUE R6 ON 09/14/2017 AT 9.62	447.58	409.89 375.63	37.69 71.95
10/17/2017	10/18/2017	SOLD 47.435 SHS BRANDES FUNDS EMERGING MARKETS VALUE R6 ON 10/17/2017 AT 9.53	452.06	418.10 383.37	33.96 68.69
11/08/2017	11/09/2017	SOLD 47.76 SHS BRANDES FUNDS EMERGING MARKETS VALUE R6 ON 11/08/2017 AT 9.53	455.15	420.97 386.00	34.18 69.15
12/12/2017	12/13/2017	SOLD 49.041 SHS BRANDES FUNDS EMERGING MARKETS VALUE R6 ON 12/12/2017 AT 9.37	459.51	432.26 396.35	27.25 63.16
01/10/2018	01/11/2018	SOLD 164,594.818 SHS BRANDES FUNDS EMERGING MARKETS VALUE R6 ON 01/10/2018 AT 9.92	1,632,780.59	1,451,560.39 1,331,679.99	181,220.20 301,100.60
01/11/2018	01/12/2018	SOLD .5 SHS BRANDES FUNDS EMERGING MARKETS VALUE R6 ON 01/11/2018 AT 10.02	5.01	4.41 4.05	0.60 0.96
<b>TOTAL 164,881.737 SHS</b>			<b>1,635,485.19</b>	<b>1,454,088.75 1,333,997.68</b>	<b>181,396.44 301,487.51</b>

# TRUST EB FORMAT

Statement Period  
Account Number

07/01/2017 through 06/30/2018  
115150003820

## Schedule Of Sales

TRADE DATE	SETTLMT DATE	DESCRIPTION	PROCEEDS	MKT / COST BASIS	MKT / COST GAIN / LOSS
COLUMBIA CONTRARIAN CORE					
07/14/2017	07/17/2017	SOLD 45.464 SHS COLUMBIA CONTRARIAN CORE ON 07/14/2017 AT 25.77	1,171.62	1,152.51 1,032.42	19.11 139.20
08/08/2017	08/09/2017	SOLD 45.791 SHS COLUMBIA CONTRARIAN CORE ON 08/08/2017 AT 25.97	1,189.20	1,160.80 1,039.84	28.40 149.36
09/14/2017	09/15/2017	SOLD 45.696 SHS COLUMBIA CONTRARIAN CORE ON 09/14/2017 AT 26.12	1,193.57	1,158.39 1,037.69	35.18 155.88
10/17/2017	10/18/2017	SOLD 45.151 SHS COLUMBIA CONTRARIAN CORE ON 10/17/2017 AT 26.70	1,205.52	1,144.58 1,025.31	60.94 180.21
11/08/2017	11/09/2017	SOLD 45.375 SHS COLUMBIA CONTRARIAN CORE ON 11/08/2017 AT 26.75	1,213.77	1,150.26 1,030.40	63.51 183.37
12/12/2017	12/13/2017	SOLD 46.824 SHS COLUMBIA CONTRARIAN CORE ON 12/12/2017 AT 26.17	1,225.39	1,188.88 1,063.30	36.51 162.09
01/10/2018	01/11/2018	SOLD 9,694.263 SHS COLUMBIA CONTRARIAN CORE ON 01/10/2018 AT 27.06	262,326.77	246,140.46 221,967.60	16,186.31 40,359.17
01/11/2018	01/12/2018	SOLD 45.378 SHS COLUMBIA CONTRARIAN CORE ON 01/11/2018 AT 27.25	1,236.55	1,152.16 1,039.01	84.39 197.54
02/13/2018	02/14/2018	SOLD 48.626 SHS COLUMBIA CONTRARIAN CORE ON 02/13/2018 AT 26.04	1,266.21	1,234.63 1,113.38	31.58 152.83
03/13/2018	03/14/2018	SOLD 45.839 SHS COLUMBIA CONTRARIAN CORE ON 03/13/2018 AT 26.90	1,233.07	1,165.39 1,054.41	67.68 178.66
04/09/2018	04/10/2018	SOLD 49.801 SHS COLUMBIA CONTRARIAN CORE ON 04/09/2018 AT 25.43	1,266.43	1,266.10 1,149.08	0.33 117.35

# TRUST EB FORMAT

Statement Period  
Account Number

07/01/2017 through 06/30/2018  
115150003820

## Schedule Of Sales

TRADE DATE	SETTLMT DATE	DESCRIPTION	PROCEEDS	MKT / COST BASIS	MKT / COST GAIN / LOSS
05/10/2018	05/11/2018	SOLD 49.615 SHS COLUMBIA CONTRARIAN CORE ON 05/10/2018 AT 26.31	1,305.36	1,261.39 1,148.15	43.97 157.21
06/08/2018	06/11/2018	SOLD 50.767 SHS COLUMBIA CONTRARIAN CORE ON 06/08/2018 AT 26.62	1,351.43	1,291.92 1,179.17	59.51 172.26
<b>TOTAL 10,258.59 SHS</b>			277,184.89	260,467.47 234,879.76	16,717.42 42,305.13
OAKMARK SELECT FUND-INSTITUTIONAL					
07/14/2017	07/17/2017	SOLD 31.775 SHS OAKMARK SELECT FUND-INSTITUTIONAL ON 07/14/2017 AT 46.10	1,464.83	1,436.23 1,396.88	28.60 67.95
08/08/2017	08/09/2017	SOLD 32.52 SHS OAKMARK SELECT FUND-INSTITUTIONAL ON 08/08/2017 AT 45.72	1,486.82	1,469.90 1,429.63	16.92 57.19
09/14/2017	09/15/2017	SOLD 32.044 SHS OAKMARK SELECT FUND-INSTITUTIONAL ON 09/14/2017 AT 46.57	1,492.28	1,448.39 1,408.70	43.89 83.58
10/17/2017	10/18/2017	SOLD 31.545 SHS OAKMARK SELECT FUND-INSTITUTIONAL ON 10/17/2017 AT 47.78	1,507.22	1,425.83 1,386.77	81.39 120.45
11/08/2017	11/09/2017	SOLD 31.193 SHS OAKMARK SELECT FUND-INSTITUTIONAL ON 11/08/2017 AT 48.65	1,517.53	1,409.92 1,371.29	107.61 146.24
12/12/2017	12/13/2017	SOLD 30.944 SHS OAKMARK SELECT FUND-INSTITUTIONAL ON 12/12/2017 AT 49.51	1,532.06	1,398.67 1,360.35	133.39 171.71
01/10/2018	01/11/2018	SOLD 8,078.006 SHS OAKMARK SELECT FUND-INSTITUTIONAL ON 01/10/2018 AT 49.99	403,819.53	365,681.20 356,103.96	38,138.33 47,715.57
01/11/2018	01/12/2018	SOLD 30.397 SHS OAKMARK SELECT FUND-INSTITUTIONAL ON 01/11/2018 AT 50.86	1,546.01	1,376.03 1,340.00	169.98 206.01

# TRUST EB FORMAT

Statement Period  
Account Number

07/01/2017 through 06/30/2018  
115150003820

## Schedule Of Sales

TRADE DATE	SETTLMT DATE	DESCRIPTION	PROCEEDS	MKT / COST BASIS	MKT / COST GAIN / LOSS
02/13/2018	02/14/2018	SOLD 33.455 SHS OAKMARK SELECT FUND-INSTITUTIONAL ON 02/13/2018 AT 47.32	1,583.09	1,514.47 1,474.80	68.62 108.29
03/13/2018	03/14/2018	SOLD 31.787 SHS OAKMARK SELECT FUND-INSTITUTIONAL ON 03/13/2018 AT 48.50	1,541.66	1,441.48 1,404.92	100.18 136.74
04/09/2018	04/10/2018	SOLD 34.474 SHS OAKMARK SELECT FUND-INSTITUTIONAL ON 04/09/2018 AT 45.93	1,583.37	1,563.62 1,525.17	19.75 58.20
05/10/2018	05/11/2018	SOLD 35.181 SHS OAKMARK SELECT FUND-INSTITUTIONAL ON 05/10/2018 AT 46.39	1,632.04	1,595.74 1,557.66	36.30 74.38
06/08/2018	06/11/2018	SOLD 35.927 SHS OAKMARK SELECT FUND-INSTITUTIONAL ON 06/08/2018 AT 47.03	1,689.64	1,630.36 1,592.58	59.28 97.06
<b>TOTAL 8,469.248 SHS</b>			<b>422,396.08</b>	<b>383,391.84 373,352.71</b>	<b>39,004.24 49,043.37</b>
OAKMARK INTERNATIONAL INST.					
02/13/2018	02/14/2018	SOLD 32.91 SHS OAKMARK INTERNATIONAL INST. ON 02/13/2018 AT 28.85	949.45	969.86 969.86	20.41- 20.41-
03/13/2018	03/14/2018	SOLD 32.261 SHS OAKMARK INTERNATIONAL INST. ON 03/13/2018 AT 28.66	924.60	949.78 949.78	25.18- 25.18-
04/09/2018	04/10/2018	SOLD 34.037 SHS OAKMARK INTERNATIONAL INST. ON 04/09/2018 AT 27.90	949.62	1,000.19 1,000.19	50.57- 50.57-
05/10/2018	05/11/2018	SOLD 33.915 SHS OAKMARK INTERNATIONAL INST. ON 05/10/2018 AT 28.86	978.80	995.70 995.70	16.90- 16.90-
06/08/2018	06/11/2018	SOLD 36.796 SHS OAKMARK INTERNATIONAL INST. ON 06/08/2018 AT 27.54	1,013.35	1,078.59 1,078.59	65.24- 65.24-
<b>TOTAL 169.919 SHS</b>			<b>4,815.82</b>	<b>4,994.12 4,994.12</b>	<b>178.30- 178.30-</b>



## TRUST EB FORMAT

Statement Period  
Account Number

07/01/2017 through 06/30/2018  
115150003820

### Schedule Of Sales

TRADE DATE	SETTLMT DATE	DESCRIPTION	PROCEEDS	MKT / COST BASIS	MKT / COST GAIN / LOSS
HARTFORD FUNDS MIDCAP CLASS Y					
07/14/2017	07/17/2017	SOLD 25.933 SHS HARTFORD FUNDS MIDCAP CLASS Y ON 07/14/2017 AT 33.88	878.61	868.24 690.21	10.37 188.40
08/08/2017	08/09/2017	SOLD 26.439 SHS HARTFORD FUNDS MIDCAP CLASS Y ON 08/08/2017 AT 33.73	891.79	885.18 703.68	6.61 188.11
09/14/2017	09/15/2017	SOLD 26.56 SHS HARTFORD FUNDS MIDCAP CLASS Y ON 09/14/2017 AT 33.70	895.07	889.23 706.90	5.84 188.17
10/17/2017	10/18/2017	SOLD 25.603 SHS HARTFORD FUNDS MIDCAP CLASS Y ON 10/17/2017 AT 35.31	904.03	857.19 681.43	46.84 222.60
11/08/2017	11/09/2017	SOLD 25.446 SHS HARTFORD FUNDS MIDCAP CLASS Y ON 11/08/2017 AT 35.77	910.22	851.93 677.25	58.29 232.97
12/12/2017	12/13/2017	SOLD 24.957 SHS HARTFORD FUNDS MIDCAP CLASS Y ON 12/12/2017 AT 36.82	918.93	835.56 664.24	83.37 254.69
01/10/2018	01/11/2018	SOLD 9,206.627 SHS HARTFORD FUNDS MIDCAP CLASS Y ON 01/10/2018 AT 36.60	336,962.55	308,963.30 248,179.83	27,999.25 88,782.72
01/11/2018	01/12/2018	SOLD 25.072 SHS HARTFORD FUNDS MIDCAP CLASS Y ON 01/11/2018 AT 36.99	927.43	841.39 675.86	86.04 251.57
02/13/2018	02/14/2018	SOLD 26.699 SHS HARTFORD FUNDS MIDCAP CLASS Y ON 02/13/2018 AT 35.57	949.67	895.99 719.72	53.68 229.95
03/13/2018	03/14/2018	SOLD 24.009 SHS HARTFORD FUNDS MIDCAP CLASS Y ON 03/13/2018 AT 38.52	924.82	808.51 654.41	116.31 270.41
04/09/2018	04/10/2018	SOLD 26.268 SHS HARTFORD FUNDS MIDCAP CLASS Y ON 04/09/2018 AT 36.16	949.84	886.54 722.68	63.30 227.16

# TRUST EB FORMAT

Statement Period  
Account Number

07/01/2017 through 06/30/2018  
115150003820

## Schedule Of Sales

TRADE DATE	SETTLMT DATE	DESCRIPTION	PROCEEDS	MKT / COST BASIS	MKT / COST GAIN / LOSS
05 / 10 / 2018	05 / 11 / 2018	SOLD 25.589 SHS HARTFORD FUNDS MIDCAP CLASS Y ON 05/10/2018 AT 38.26	979 . 03	865 . 81 710 . 48	113 . 22 268 . 55
06 / 08 / 2018	06 / 11 / 2018	SOLD 25.609 SHS HARTFORD FUNDS MIDCAP CLASS Y ON 06/08/2018 AT 39.58	1 , 013 . 59	869 . 79 718 . 20	143 . 80 295 . 39
<b>TOTAL 9,514.811 SHS</b>			<b>348 , 105 . 58</b>	<b>319 , 318 . 66 256 , 504 . 89</b>	<b>28 , 786 . 92 91 , 600 . 69</b>
JOHN HANCOCK INTERNATIONAL GROWTH R6					
02 / 13 / 2018	02 / 14 / 2018	SOLD 28.287 SHS JOHN HANCOCK INTERNATIONAL GROWTH R6 ON 02/13/2018 AT 27.95	790 . 61	806 . 46 806 . 46	15 . 85 - 15 . 85 -
03 / 13 / 2018	03 / 14 / 2018	SOLD 26.449 SHS JOHN HANCOCK INTERNATIONAL GROWTH R6 ON 03/13/2018 AT 29.11	769 . 92	754 . 14 754 . 14	15 . 78 15 . 78
04 / 09 / 2018	04 / 10 / 2018	SOLD 27.814 SHS JOHN HANCOCK INTERNATIONAL GROWTH R6 ON 04/09/2018 AT 28.43	790 . 75	792 . 91 792 . 91	2 . 16 - 2 . 16 -
05 / 10 / 2018	05 / 11 / 2018	SOLD 27.894 SHS JOHN HANCOCK INTERNATIONAL GROWTH R6 ON 05/10/2018 AT 29.22	815 . 06	795 . 22 795 . 22	19 . 84 19 . 84
06 / 08 / 2018	06 / 11 / 2018	SOLD 28.585 SHS JOHN HANCOCK INTERNATIONAL GROWTH R6 ON 06/08/2018 AT 29.52	843 . 83	815 . 58 815 . 58	28 . 25 28 . 25
<b>TOTAL 139.029 SHS</b>			<b>4 , 010 . 17</b>	<b>3 , 964 . 31 3 , 964 . 31</b>	<b>45 . 86 45 . 86</b>
PRUDENTIAL JENNISON GLOBAL OPPS Q					
01 / 11 / 2018	01 / 12 / 2018	SOLD 20.429 SHS PRUDENTIAL JENNISON GLOBAL OPPS Q ON 01/11/2018 AT 22.71	463 . 95	461 . 70 461 . 70	2 . 25 2 . 25
02 / 13 / 2018	02 / 14 / 2018	SOLD 21.124 SHS PRUDENTIAL JENNISON GLOBAL OPPS Q ON 02/13/2018 AT 22.49	475 . 08	477 . 40 477 . 40	2 . 32 - 2 . 32 -

# TRUST EB FORMAT

Statement Period  
Account Number

07/01/2017 through 06/30/2018  
115150003820

## Schedule Of Sales

TRADE DATE	SETTLMT DATE	DESCRIPTION	PROCEEDS	MKT / COST BASIS	MKT / COST GAIN / LOSS
03/13/2018	03/14/2018	SOLD 19.423 SHS PRUDENTIAL JENNISON GLOBAL OPPS Q ON 03/13/2018 AT 23.82	462.65	439.43 439.43	23.22 23.22
04/09/2018	04/10/2018	SOLD 21.241 SHS PRUDENTIAL JENNISON GLOBAL OPPS Q ON 04/09/2018 AT 22.37	475.16	480.40 480.40	5.24- 5.24-
05/10/2018	05/11/2018	SOLD 20.877 SHS PRUDENTIAL JENNISON GLOBAL OPPS Q ON 05/10/2018 AT 23.46	489.77	472.21 472.21	17.56 17.56
06/08/2018	06/11/2018	SOLD 20.73 SHS PRUDENTIAL JENNISON GLOBAL OPPS Q ON 06/08/2018 AT 24.46	507.06	469.74 469.74	37.32 37.32
<b>TOTAL 123.824 SHS</b>			<b>2,873.67</b>	<b>2,800.88 2,800.88</b>	<b>72.79 72.79</b>
THORNBURG INVESTMENT INCOME BUILDER R6					
07/14/2017	07/17/2017	SOLD 55.526 SHS THORNBURG INVESTMENT INCOME BUILDER R6 ON 07/14/2017 AT 21.10	1,171.59	1,164.90 1,107.46	6.69 64.13
08/08/2017	08/09/2017	SOLD 55.517 SHS THORNBURG INVESTMENT INCOME BUILDER R6 ON 08/08/2017 AT 21.42	1,189.18	1,164.71 1,107.28	24.47 81.90
09/14/2017	09/15/2017	SOLD 55.747 SHS THORNBURG INVESTMENT INCOME BUILDER R6 ON 09/14/2017 AT 21.41	1,193.55	1,169.53 1,111.87	24.02 81.68
10/17/2017	10/18/2017	SOLD 55.887 SHS THORNBURG INVESTMENT INCOME BUILDER R6 ON 10/17/2017 AT 21.57	1,205.49	1,172.76 1,115.57	32.73 89.92
11/08/2017	11/09/2017	SOLD 55.753 SHS THORNBURG INVESTMENT INCOME BUILDER R6 ON 11/08/2017 AT 21.77	1,213.74	1,169.95 1,112.89	43.79 100.85
12/12/2017	12/13/2017	SOLD 55.598 SHS THORNBURG INVESTMENT INCOME BUILDER R6 ON 12/12/2017 AT 22.04	1,225.37	1,166.70 1,109.80	58.67 115.57

## TRUST EB FORMAT

Statement Period  
Account Number

07/01/2017 through 06/30/2018  
115150003820

### Schedule Of Sales

TRADE DATE	SETTLMT DATE	DESCRIPTION	PROCEEDS	MKT / COST BASIS	MKT / COST GAIN / LOSS
01/10/2018	01/11/2018	SOLD 4,807.702 SHS THORNBURG INVESTMENT INCOME BUILDER R6 ON 01/10/2018 AT 22.34	107,404.06	100,956.29 96,106.24	6,447.77 11,297.82
01/11/2018	01/12/2018	SOLD 55.237 SHS THORNBURG INVESTMENT INCOME BUILDER R6 ON 01/11/2018 AT 22.39	1,236.75	1,159.91 1,104.19	76.84 132.56
02/13/2018	02/14/2018	SOLD 59.123 SHS THORNBURG INVESTMENT INCOME BUILDER R6 ON 02/13/2018 AT 21.42	1,266.41	1,241.52 1,181.87	24.89 84.54
03/13/2018	03/14/2018	SOLD 56.937 SHS THORNBURG INVESTMENT INCOME BUILDER R6 ON 03/13/2018 AT 21.66	1,233.26	1,196.51 1,140.78	36.75 92.48
04/09/2018	04/10/2018	SOLD 59.355 SHS THORNBURG INVESTMENT INCOME BUILDER R6 ON 04/09/2018 AT 21.34	1,266.63	1,247.52 1,191.63	19.11 75.00
05/10/2018	05/11/2018	SOLD 59.724 SHS THORNBURG INVESTMENT INCOME BUILDER R6 ON 05/10/2018 AT 21.86	1,305.56	1,256.27 1,201.59	49.29 103.97
06/08/2018	06/11/2018	SOLD 62.634 SHS THORNBURG INVESTMENT INCOME BUILDER R6 ON 06/08/2018 AT 21.58	1,351.64	1,318.50 1,262.70	33.14 88.94
<b>TOTAL 5,494.74 SHS</b>			<b>122,263.23</b>	<b>115,385.07 109,853.87</b>	<b>6,878.16 12,409.36</b>
UNDISCOVERED MANAGERS BEHAVIORAL VALUE R6					
07/14/2017	07/17/2017	SOLD 13.106 SHS UNDISCOVERED MANAGERS BEHAVIORAL VALUE R6 ON 07/14/2017 AT 67.06	878.87	871.29 756.10	7.58 122.77
08/08/2017	08/09/2017	SOLD 13.386 SHS UNDISCOVERED MANAGERS BEHAVIORAL VALUE R6 ON 08/08/2017 AT 66.64	892.06	889.90 772.25	2.16 119.81
09/14/2017	09/15/2017	SOLD 13.442 SHS UNDISCOVERED MANAGERS BEHAVIORAL VALUE R6 ON 09/14/2017 AT 66.61	895.34	893.62 775.48	1.72 119.86

# TRUST EB FORMAT

Statement Period  
Account Number

07/01/2017 through 06/30/2018  
115150003820

## Schedule Of Sales

TRADE DATE	SETTLMT DATE	DESCRIPTION	PROCEEDS	MKT / COST BASIS	MKT / COST GAIN / LOSS
10/17/2017	10/18/2017	SOLD 12.909 SHS UNDISCOVERED MANAGERS BEHAVIORAL VALUE R6 ON 10/17/2017 AT 70.05	904.30	858.19 744.73	46.11 159.57
11/08/2017	11/09/2017	SOLD 13.123 SHS UNDISCOVERED MANAGERS BEHAVIORAL VALUE R6 ON 11/08/2017 AT 69.38	910.49	872.42 757.08	38.07 153.41
12/12/2017	12/13/2017	SOLD 12.717 SHS UNDISCOVERED MANAGERS BEHAVIORAL VALUE R6 ON 12/12/2017 AT 72.28	919.21	845.43 733.66	73.78 185.55
01/10/2018	01/11/2018	SOLD 1,262.12 SHS UNDISCOVERED MANAGERS BEHAVIORAL VALUE R6 ON 01/10/2018 AT 70.83	89,395.94	84,099.03 73,515.23	5,296.91 15,880.71
01/11/2018	01/12/2018	SOLD 12.876 SHS UNDISCOVERED MANAGERS BEHAVIORAL VALUE R6 ON 01/11/2018 AT 72.05	927.71	857.97 749.99	69.74 177.72
02/13/2018	02/14/2018	SOLD 14.124 SHS UNDISCOVERED MANAGERS BEHAVIORAL VALUE R6 ON 02/13/2018 AT 67.26	949.96	941.13 822.69	8.83 127.27
03/13/2018	03/14/2018	SOLD 13.148 SHS UNDISCOVERED MANAGERS BEHAVIORAL VALUE R6 ON 03/13/2018 AT 70.36	925.09	877.19 770.14	47.90 154.95
04/09/2018	04/10/2018	SOLD 14.191 SHS UNDISCOVERED MANAGERS BEHAVIORAL VALUE R6 ON 04/09/2018 AT 66.95	950.12	946.97 834.81	3.15 115.31
05/10/2018	05/11/2018	SOLD 13.737 SHS UNDISCOVERED MANAGERS BEHAVIORAL VALUE R6 ON 05/10/2018 AT 71.29	979.33	917.62 812.04	61.71 167.29
06/08/2018	06/11/2018	SOLD 13.733 SHS UNDISCOVERED MANAGERS BEHAVIORAL VALUE R6 ON 06/08/2018 AT 73.83	1,013.89	919.45 816.60	94.44 197.29
<b>TOTAL 1,422.612 SHS</b>			100,542.31	94,790.21 82,860.80	5,752.10 17,681.51
<b>TOTAL MUTUAL FUND - DOMESTIC EQUITY</b>			<b>3,977,470.86</b>	<b>3,596,702.76</b> <b>3,236,306.98</b>	<b>380,768.10</b> <b>741,163.88</b>

# TRUST EB FORMAT

Statement Period  
Account Number

07/01/2017 through 06/30/2018  
115150003820

## Schedule Of Sales

TRADE DATE	SETTLMT DATE	DESCRIPTION	PROCEEDS	MKT / COST BASIS	MKT / COST GAIN / LOSS
<b>MUTUAL FUND - INTERNATIONAL EQUITY</b>					
BRANDES FUNDS INTERNATIONAL EQUITY - R6					
07/14/2017	07/17/2017	SOLD 51.027 SHS BRANDES FUNDS INTERNATIONAL EQUITY - R6 ON 07/14/2017 AT 17.22	878.69	864.40 768.13	14.29 110.56
08/08/2017	08/09/2017	SOLD 51.111 SHS BRANDES FUNDS INTERNATIONAL EQUITY - R6 ON 08/08/2017 AT 17.45	891.88	865.82 769.39	26.06 122.49
09/14/2017	09/15/2017	SOLD 51.387 SHS BRANDES FUNDS INTERNATIONAL EQUITY - R6 ON 09/14/2017 AT 17.42	895.16	870.50 773.55	24.66 121.61
10/17/2017	10/18/2017	SOLD 51.546 SHS BRANDES FUNDS INTERNATIONAL EQUITY - R6 ON 10/17/2017 AT 17.54	904.12	873.32 776.48	30.80 127.64
11/08/2017	11/09/2017	SOLD 52.287 SHS BRANDES FUNDS INTERNATIONAL EQUITY - R6 ON 11/08/2017 AT 17.41	910.31	885.88 787.64	24.43 122.67
12/12/2017	12/13/2017	SOLD 52.426 SHS BRANDES FUNDS INTERNATIONAL EQUITY - R6 ON 12/12/2017 AT 17.53	919.03	888.23 789.73	30.80 129.30
01/10/2018	01/11/2018	SOLD 174,425.227 SHS BRANDES FUNDS INTERNATIONAL EQUITY - R6 ON 01/10/2018 AT 18.42	3,212,912.68	2,955,212.02 2,627,503.77	257,700.66 585,408.91
01/11/2018	01/12/2018	SOLD .5 SHS BRANDES FUNDS INTERNATIONAL EQUITY - R6 ON 01/11/2018 AT 18.49	9.25	8.47 7.53	0.78 1.72
<b>TOTAL 174,735.511 SHS</b>			<b>3,218,321.12</b>	<b>2,960,468.64 2,632,176.22</b>	<b>257,852.48 586,144.90</b>
HARTFORD INTERNATIONAL VALUE - Y					
07/14/2017	07/17/2017	SOLD 67.449 SHS HARTFORD INTERNATIONAL VALUE - Y ON 07/14/2017 AT 17.37	1,171.59	1,152.03 929.07	19.56 242.52

## TRUST EB FORMAT

Statement Period  
Account Number

07/01/2017 through 06/30/2018  
115150003820

### Schedule Of Sales

TRADE DATE	SETTLMT DATE	DESCRIPTION	PROCEEDS	MKT / COST BASIS	MKT / COST GAIN / LOSS
08/08/2017	08/09/2017	SOLD 67.072 SHS HARTFORD INTERNATIONAL VALUE - Y ON 08/08/2017 AT 17.73	1,189.18	1,145.59 923.88	43.59 265.30
09/14/2017	09/15/2017	SOLD 66.642 SHS HARTFORD INTERNATIONAL VALUE - Y ON 09/14/2017 AT 17.91	1,193.55	1,138.25 917.95	55.30 275.60
10/17/2017	10/18/2017	SOLD 65.802 SHS HARTFORD INTERNATIONAL VALUE - Y ON 10/17/2017 AT 18.32	1,205.49	1,123.90 906.38	81.59 299.11
11/08/2017	11/09/2017	SOLD 65.29 SHS HARTFORD INTERNATIONAL VALUE - Y ON 11/08/2017 AT 18.59	1,213.74	1,115.15 899.33	98.59 314.41
12/12/2017	12/13/2017	SOLD 66.2 SHS HARTFORD INTERNATIONAL VALUE - Y ON 12/12/2017 AT 18.51	1,225.37	1,130.70 911.87	94.67 313.50
01/10/2018	01/11/2018	SOLD 22,775.952 SHS HARTFORD INTERNATIONAL VALUE - Y ON 01/10/2018 AT 18.33	417,483.20	389,981.93 319,652.93	27,501.27 97,830.27
01/11/2018	01/12/2018	SOLD 66.815 SHS HARTFORD INTERNATIONAL VALUE - Y ON 01/11/2018 AT 18.51	1,236.75	1,144.04 937.73	92.71 299.02
02/13/2018	02/14/2018	SOLD 72.242 SHS HARTFORD INTERNATIONAL VALUE - Y ON 02/13/2018 AT 17.53	1,266.41	1,236.97 1,013.89	29.44 252.52
03/13/2018	03/14/2018	SOLD 69.755 SHS HARTFORD INTERNATIONAL VALUE - Y ON 03/13/2018 AT 17.68	1,233.26	1,195.59 986.53	37.67 246.73
04/09/2018	04/10/2018	SOLD 72.711 SHS HARTFORD INTERNATIONAL VALUE - Y ON 04/09/2018 AT 17.42	1,266.63	1,246.87 1,035.28	19.76 231.35
05/10/2018	05/11/2018	SOLD 73.1 SHS HARTFORD INTERNATIONAL VALUE - Y ON 05/10/2018 AT 17.86	1,305.56	1,254.78 1,047.95	50.78 257.61
06/08/2018	06/11/2018	SOLD 77.815 SHS HARTFORD INTERNATIONAL VALUE - Y ON 06/08/2018 AT 17.37	1,351.64	1,336.11 1,122.02	15.53 229.62

## TRUST EB FORMAT

Statement Period  
Account Number

07/01/2017 through 06/30/2018  
115150003820

### Schedule Of Sales

TRADE DATE	SETTLMT DATE	DESCRIPTION	PROCEEDS	MKT / COST BASIS	MKT / COST GAIN / LOSS
<b>TOTAL 23,606.845 SHS</b>			432,342.37	404,201.91 331,284.81	28,140.46 101,057.56
CLEARBRIDGE INTERNATIONAL CM CAP - IS					
07/14/2017	07/17/2017	SOLD 33.171 SHS CLEARBRIDGE INTERNATIONAL CM CAP - IS ON 07/14/2017 AT 17.66	585.80	575.19 487.18	10.61 98.62
08/08/2017	08/09/2017	SOLD 32.941 SHS CLEARBRIDGE INTERNATIONAL CM CAP - IS ON 08/08/2017 AT 18.05	594.59	571.20 483.80	23.39 110.79
09/14/2017	09/15/2017	SOLD 32.486 SHS CLEARBRIDGE INTERNATIONAL CM CAP - IS ON 09/14/2017 AT 18.37	596.77	563.31 477.12	33.46 119.65
10/17/2017	10/18/2017	SOLD 31.908 SHS CLEARBRIDGE INTERNATIONAL CM CAP - IS ON 10/17/2017 AT 18.89	602.75	553.28 468.63	49.47 134.12
11/08/2017	11/09/2017	SOLD 31.857 SHS CLEARBRIDGE INTERNATIONAL CM CAP - IS ON 11/08/2017 AT 19.05	606.87	552.40 467.88	54.47 138.99
12/12/2017	12/13/2017	SOLD 32.246 SHS CLEARBRIDGE INTERNATIONAL CM CAP - IS ON 12/12/2017 AT 19.00	612.68	559.15 473.59	53.53 139.09
01/10/2018	01/11/2018	SOLD 13,731.815 SHS CLEARBRIDGE INTERNATIONAL CM CAP - IS ON 01/10/2018 AT 19.61	269,280.90	238,748.12 203,524.99	30,532.78 65,755.91
01/11/2018	01/12/2018	SOLD 31.358 SHS CLEARBRIDGE INTERNATIONAL CM CAP - IS ON 01/11/2018 AT 19.72	618.37	545.21 464.77	73.16 153.60
02/13/2018	02/14/2018	SOLD 33.753 SHS CLEARBRIDGE INTERNATIONAL CM CAP - IS ON 02/13/2018 AT 18.76	633.20	586.85 500.27	46.35 132.93
03/13/2018	03/14/2018	SOLD 32.267 SHS CLEARBRIDGE INTERNATIONAL CM CAP - IS ON 03/13/2018 AT 19.11	616.63	562.64 482.30	53.99 134.33



## TRUST EB FORMAT

Statement Period  
Account Number

07/01/2017 through 06/30/2018  
115150003820

### Schedule Of Sales

TRADE DATE	SETTLMT DATE	DESCRIPTION	PROCEEDS	MKT / COST BASIS	MKT / COST GAIN / LOSS
04/09/2018	04/10/2018	SOLD 33.777 SHS CLEARBRIDGE INTERNATIONAL CM CAP - IS ON 04/09/2018 AT 18.75	633.32	590.22 508.56	43.10 124.76
05/10/2018	05/11/2018	SOLD 33.788 SHS CLEARBRIDGE INTERNATIONAL CM CAP - IS ON 05/10/2018 AT 19.32	652.78	591.83 512.42	60.95 140.36
06/08/2018	06/11/2018	SOLD 35.551 SHS CLEARBRIDGE INTERNATIONAL CM CAP - IS ON 06/08/2018 AT 19.01	675.82	624.20 542.90	51.62 132.92
<b>TOTAL 14,126.918 SHS</b>			276,710.48	245,623.60 209,394.41	31,086.88 67,316.07
AMERICAN FUNDS NEW PERSPECTIVE F2					
07/14/2017	07/17/2017	SOLD 13.862 SHS AMERICAN FUNDS NEW PERSPECTIVE F2 ON 07/14/2017 AT 42.26	585.80	571.53 523.18	14.27 62.62
08/08/2017	08/09/2017	SOLD 13.876 SHS AMERICAN FUNDS NEW PERSPECTIVE F2 ON 08/08/2017 AT 42.85	594.59	572.11 523.71	22.48 70.88
09/14/2017	09/15/2017	SOLD 13.75 SHS AMERICAN FUNDS NEW PERSPECTIVE F2 ON 09/14/2017 AT 43.40	596.77	566.91 518.95	29.86 77.82
10/17/2017	10/18/2017	SOLD 13.542 SHS AMERICAN FUNDS NEW PERSPECTIVE F2 ON 10/17/2017 AT 44.51	602.75	558.34 511.10	44.41 91.65
11/08/2017	11/09/2017	SOLD 13.435 SHS AMERICAN FUNDS NEW PERSPECTIVE F2 ON 11/08/2017 AT 45.17	606.87	553.93 507.06	52.94 99.81
12/12/2017	12/13/2017	SOLD 13.573 SHS AMERICAN FUNDS NEW PERSPECTIVE F2 ON 12/12/2017 AT 45.14	612.68	559.61 512.27	53.07 100.41
01/10/2018	01/11/2018	SOLD 4,856.2 SHS AMERICAN FUNDS NEW PERSPECTIVE F2 ON 01/10/2018 AT 44.42	215,712.39	200,666.24 184,646.78	15,046.15 31,065.61

# TRUST EB FORMAT

Statement Period  
Account Number

07/01/2017 through 06/30/2018  
115150003820

## Schedule Of Sales

TRADE DATE	SETTLMT DATE	DESCRIPTION	PROCEEDS	MKT / COST BASIS	MKT / COST GAIN / LOSS
01/11/2018	01/12/2018	SOLD 13.849 SHS AMERICAN FUNDS NEW PERSPECTIVE F2 ON 01/11/2018 AT 44.65	618.37	572.26 526.58	46.11 91.79
02/13/2018	02/14/2018	SOLD 14.493 SHS AMERICAN FUNDS NEW PERSPECTIVE F2 ON 02/13/2018 AT 43.69	633.20	598.87 551.07	34.33 82.13
03/13/2018	03/14/2018	SOLD 13.466 SHS AMERICAN FUNDS NEW PERSPECTIVE F2 ON 03/13/2018 AT 45.79	616.63	557.86 514.70	58.77 101.93
04/09/2018	04/10/2018	SOLD 14.496 SHS AMERICAN FUNDS NEW PERSPECTIVE F2 ON 04/09/2018 AT 43.69	633.32	601.41 556.27	31.91 77.05
05/10/2018	05/11/2018	SOLD 14.382 SHS AMERICAN FUNDS NEW PERSPECTIVE F2 ON 05/10/2018 AT 45.39	652.78	597.73 554.16	55.05 98.62
06/08/2018	06/11/2018	SOLD 14.701 SHS AMERICAN FUNDS NEW PERSPECTIVE F2 ON 06/08/2018 AT 45.97	675.82	612.55 569.16	63.27 106.66
<b>TOTAL 5,023.625 SHS</b>			223,141.97	207,589.35 191,014.99	15,552.62 32,126.98
AMERICAN FUNDS NEW WORLD F2					
07/14/2017	07/17/2017	SOLD 7.103 SHS AMERICAN FUNDS NEW WORLD F2 ON 07/14/2017 AT 61.85	439.35	427.60 404.30	11.75 35.05
08/08/2017	08/09/2017	SOLD 7.101 SHS AMERICAN FUNDS NEW WORLD F2 ON 08/08/2017 AT 62.80	445.94	427.48 404.19	18.46 41.75
09/14/2017	09/15/2017	SOLD 6.927 SHS AMERICAN FUNDS NEW WORLD F2 ON 09/14/2017 AT 64.61	447.58	417.01 394.28	30.57 53.30
10/17/2017	10/18/2017	SOLD 6.833 SHS AMERICAN FUNDS NEW WORLD F2 ON 10/17/2017 AT 66.16	452.06	411.35 388.93	40.71 63.13

# TRUST EB FORMAT

Statement Period  
Account Number

07/01/2017 through 06/30/2018  
115150003820

## Schedule Of Sales

TRADE DATE	SETTLMT DATE	DESCRIPTION	PROCEEDS	MKT / COST BASIS	MKT / COST GAIN / LOSS
11/08/2017	11/09/2017	SOLD 6.814 SHS AMERICAN FUNDS NEW WORLD F2 ON 11/08/2017 AT 66.80	455.15	410.20 387.85	44.95 67.30
12/12/2017	12/13/2017	SOLD 6.895 SHS AMERICAN FUNDS NEW WORLD F2 ON 12/12/2017 AT 66.64	459.51	415.08 392.46	44.43 67.05
01/10/2018	01/11/2018	SOLD 2,549.272 SHS AMERICAN FUNDS NEW WORLD F2 ON 01/10/2018 AT 68.42	174,421.17	153,793.33 145,609.33	20,627.84 28,811.84
01/11/2018	01/12/2018	SOLD 6.756 SHS AMERICAN FUNDS NEW WORLD F2 ON 01/11/2018 AT 68.67	463.95	407.58 385.89	56.37 78.06
02/13/2018	02/14/2018	SOLD 7.129 SHS AMERICAN FUNDS NEW WORLD F2 ON 02/13/2018 AT 66.64	475.08	430.08 407.19	45.00 67.89
03/13/2018	03/14/2018	SOLD 6.659 SHS AMERICAN FUNDS NEW WORLD F2 ON 03/13/2018 AT 69.48	462.65	403.26 382.50	59.39 80.15
04/09/2018	04/10/2018	SOLD 7.088 SHS AMERICAN FUNDS NEW WORLD F2 ON 04/09/2018 AT 67.04	475.16	430.62 409.14	44.54 66.02
05/10/2018	05/11/2018	SOLD 7.189 SHS AMERICAN FUNDS NEW WORLD F2 ON 05/10/2018 AT 68.13	489.77	437.97 416.79	51.80 72.98
06/08/2018	06/11/2018	SOLD 7.49 SHS AMERICAN FUNDS NEW WORLD F2 ON 06/08/2018 AT 67.70	507.06	457.67 436.19	49.39 70.87
<b>TOTAL 2,633.256 SHS</b>			179,994.43	158,869.23 150,419.04	21,125.20 29,575.39
<b>TOTAL MUTUAL FUND - INTERNATIONAL EQUITY</b>			<b>4,330,510.37</b>	<b>3,976,752.73 3,514,289.47</b>	<b>353,757.64 816,220.90</b>

# TRUST EB FORMAT

Statement Period  
Account Number

07/01/2017 through 06/30/2018  
115150003820

## Schedule Of Sales

TRADE DATE	SETTLMT DATE	DESCRIPTION	PROCEEDS	MKT / COST BASIS	MKT / COST GAIN / LOSS
<b>MUTUAL FUND - REAL ESTATE</b>					
COHEN AND STEERS REAL ESTATE SECURITIES - Z					
07/14/2017	07/17/2017	SOLD 77.114 SHS COHEN AND STEERS REAL ESTATE SECURITIES - Z ON 07/14/2017 AT 15.19	1,171.36	1,175.99 1,203.04	4.63- 31.68-
08/08/2017	08/09/2017	SOLD 77.811 SHS COHEN AND STEERS REAL ESTATE SECURITIES - Z ON 08/08/2017 AT 15.28	1,188.95	1,186.62 1,213.91	2.33 24.96-
09/14/2017	09/15/2017	SOLD 76.446 SHS COHEN AND STEERS REAL ESTATE SECURITIES - Z ON 09/14/2017 AT 15.61	1,193.32	1,165.80 1,192.62	27.52 0.70
10/17/2017	10/18/2017	SOLD 77.559 SHS COHEN AND STEERS REAL ESTATE SECURITIES - Z ON 10/17/2017 AT 15.54	1,205.26	1,182.78 1,209.81	22.48 4.55-
11/08/2017	11/09/2017	SOLD 76.999 SHS COHEN AND STEERS REAL ESTATE SECURITIES - Z ON 11/08/2017 AT 15.76	1,213.51	1,174.24 1,201.08	39.27 12.43
12/12/2017	12/13/2017	SOLD 78.584 SHS COHEN AND STEERS REAL ESTATE SECURITIES - Z ON 12/12/2017 AT 15.59	1,225.13	1,198.48 1,225.69	26.65 0.56-
01/10/2018	01/11/2018	SOLD 84,109.375 SHS COHEN AND STEERS REAL ESTATE SECURITIES - Z ON 01/10/2018 AT 15.03	1,264,163.90	1,282,743.34 1,311,869.22	18,579.44- 47,705.32-
01/11/2018	01/12/2018	SOLD 51.621 SHS COHEN AND STEERS REAL ESTATE SECURITIES - Z ON 01/11/2018 AT 14.97	772.76	787.27 805.14	14.51- 32.38-
02/13/2018	02/14/2018	SOLD 55.646 SHS COHEN AND STEERS REAL ESTATE SECURITIES - Z ON 02/13/2018 AT 14.22	791.29	848.65 867.92	57.36- 76.63-
03/13/2018	03/14/2018	SOLD 53.034 SHS COHEN AND STEERS REAL ESTATE SECURITIES - Z ON 03/13/2018 AT 14.53	770.58	807.18 824.98	36.60- 54.40-

## TRUST EB FORMAT

Statement Period  
Account Number

07/01/2017 through 06/30/2018  
115150003820

### Schedule Of Sales

TRADE DATE	SETTLMT DATE	DESCRIPTION	PROCEEDS	MKT / COST BASIS	MKT / COST GAIN / LOSS
04/09/2018	04/10/2018	SOLD 55.267 SHS COHEN AND STEERS REAL ESTATE SECURITIES - Z ON 04/09/2018 AT 14.32	791.43	839.53 857.42	48.10- 65.99-
05/10/2018	05/11/2018	SOLD 54.348 SHS COHEN AND STEERS REAL ESTATE SECURITIES - Z ON 05/10/2018 AT 15.01	815.76	824.69 841.79	8.93- 26.03-
06/08/2018	06/11/2018	SOLD 55.272 SHS COHEN AND STEERS REAL ESTATE SECURITIES - Z ON 06/08/2018 AT 15.28	844.55	838.85 855.78	5.70 11.23-
<b>TOTAL 84,899.076 SHS</b>			<b>1,276,147.80</b>	<b>1,294,773.42 1,324,168.40</b>	<b>18,625.62- 48,020.60-</b>
PRUDENTIAL FUNDS GLOBAL REAL ESTATE CL Q					
07/14/2017	07/17/2017	SOLD 36.902 SHS PRUDENTIAL FUNDS GLOBAL REAL ESTATE CL Q ON 07/14/2017 AT 23.81	878.63	884.54 848.82	5.91- 29.81
08/08/2017	08/09/2017	SOLD 36.989 SHS PRUDENTIAL FUNDS GLOBAL REAL ESTATE CL Q ON 08/08/2017 AT 24.11	891.81	886.58 851.05	5.23 40.76
09/14/2017	09/15/2017	SOLD 36.415 SHS PRUDENTIAL FUNDS GLOBAL REAL ESTATE CL Q ON 09/14/2017 AT 24.58	895.09	872.82 837.84	22.27 57.25
10/17/2017	10/18/2017	SOLD 36.661 SHS PRUDENTIAL FUNDS GLOBAL REAL ESTATE CL Q ON 10/17/2017 AT 24.66	904.05	878.72 843.50	25.33 60.55
11/08/2017	11/09/2017	SOLD 36.807 SHS PRUDENTIAL FUNDS GLOBAL REAL ESTATE CL Q ON 11/08/2017 AT 24.73	910.24	882.29 847.07	27.95 63.17
12/12/2017	12/13/2017	SOLD 36.891 SHS PRUDENTIAL FUNDS GLOBAL REAL ESTATE CL Q ON 12/12/2017 AT 24.91	918.96	884.30 849.00	34.66 69.96
01/10/2018	01/11/2018	SOLD 41,077.367 SHS PRUDENTIAL FUNDS GLOBAL REAL ESTATE CL Q ON 01/10/2018 AT 23.89	981,338.29	984,825.79 946,945.59	3,487.50- 34,392.70

# TRUST EB FORMAT

Statement Period  
Account Number

07/01/2017 through 06/30/2018  
115150003820

## Schedule Of Sales

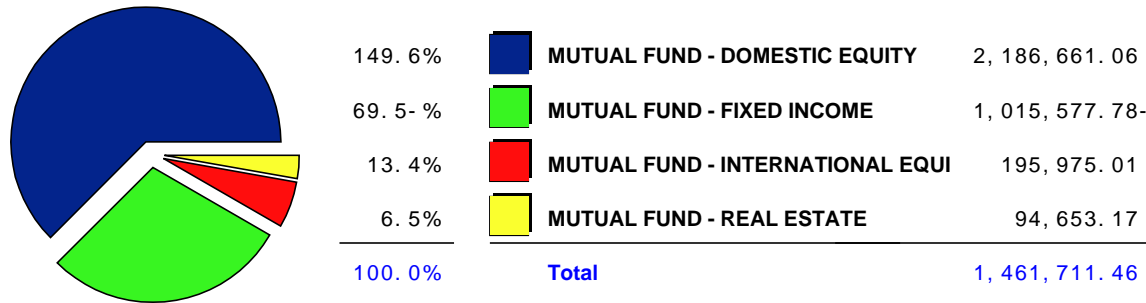
TRADE DATE	SETTLMT DATE	DESCRIPTION	PROCEEDS	MKT / COST BASIS	MKT / COST GAIN / LOSS
01/11/2018	01/12/2018	SOLD 25.894 SHS PRUDENTIAL FUNDS GLOBAL REAL ESTATE CL Q ON 01/11/2018 AT 23.87	618.10	620.81 596.93	2.71- 21.17
02/13/2018	02/14/2018	SOLD 27.993 SHS PRUDENTIAL FUNDS GLOBAL REAL ESTATE CL Q ON 02/13/2018 AT 22.61	632.92	671.13 645.32	38.21- 12.40-
03/13/2018	03/14/2018	SOLD 26.705 SHS PRUDENTIAL FUNDS GLOBAL REAL ESTATE CL Q ON 03/13/2018 AT 23.08	616.36	639.22 615.35	22.86- 1.01
04/09/2018	04/10/2018	SOLD 27.357 SHS PRUDENTIAL FUNDS GLOBAL REAL ESTATE CL Q ON 04/09/2018 AT 23.14	633.03	654.12 630.37	21.09- 2.66
05/10/2018	05/11/2018	SOLD 27.278 SHS PRUDENTIAL FUNDS GLOBAL REAL ESTATE CL Q ON 05/10/2018 AT 23.92	652.49	651.74 628.84	0.75 23.65
06/08/2018	06/11/2018	SOLD 27.995 SHS PRUDENTIAL FUNDS GLOBAL REAL ESTATE CL Q ON 06/08/2018 AT 24.13	675.52	669.08 646.19	6.44 29.33
<b>TOTAL 41,461.254 SHS</b>			990,565.49	994,021.14 955,785.87	3,455.65- 34,779.62
<b>TOTAL MUTUAL FUND - REAL ESTATE</b>			<b>2,266,713.29</b>	<b>2,288,794.56</b> <b>2,279,954.27</b>	<b>22,081.27-</b> <b>13,240.98-</b>
<b>TOTAL SALES</b>			<b>10,762,121.48</b>	<b>10,049,978.57</b> <b>9,217,738.64</b>	<b>712,142.91</b> <b>1,544,382.84</b>

Statement Period  
Account Number

07/01/2017 through 06/30/2018  
115150003820

## Schedule Of Unrealized Gains & Losses

### Unrealized Gains & Losses Allocation



### Unrealized Gains & Losses Schedule

DESCRIPTION	UNITS	BEGINNING MKT / COST	ENDING MKT VALUE	GAIN / LOSS MKT / COST
<b>MUTUAL FUND - FIXED INCOME</b>				
BLACKROCK TOTAL RETURN - K	809,520.654	9,463,224.63 9,572,426.83	9,163,773.80	299,450.83- 408,653.03-
GUGGENHEIM INVESTMENTS MACRO OPPORTUNITIES INST.	350,128.096	9,333,063.37 9,246,492.77	9,295,900.95	37,162.42- 49,408.18
GUGGENHEIM INVESTMENTS INVESTMENT GRADE BOND FUND	506,520.386	9,352,262.20 9,293,281.06	9,335,170.71	17,091.49- 41,889.65
HARTFORD WORLD BOND - Y	437,802.763	4,579,791.13 4,559,126.91	4,693,245.62	113,454.49 134,118.71
LEGG MASON BW GLOBAL OPPORTUNITIES BOND IS	323,133.576	3,546,842.34 3,504,278.07	3,334,738.50	212,103.84- 169,539.57-

## TRUST EB FORMAT

Statement Period  
Account Number

07/01/2017 through 06/30/2018  
115150003820

### Schedule Of Unrealized Gains & Losses

DESCRIPTION	UNITS	BEGINNING MKT / COST	ENDING MKT VALUE	GAIN / LOSS MKT / COST
LEGG MASON BW ALTERNATIVE CREDIT	335,955.862	3,463,707.92 3,464,115.47	3,480,502.73	16,794.81 16,387.26
PRUDENTIAL FUNDS TOTAL RETURN BOND CL Q	650,376.76	9,382,149.47 9,303,720.62	9,163,808.55	218,340.92 - 139,912.07 -
WESTERN ASSET CORE PLUS BOND IS	805,152.796	9,451,852.65 9,485,856.62	9,090,175.07	361,677.58 - 395,681.55 -
<b>TOTAL MUTUAL FUND - FIXED INCOME</b>		<b>58,572,893.71</b> <b>58,429,298.35</b>	<b>57,557,315.93</b>	<b>1,015,577.78 -</b> <b>871,982.42 -</b>
<b>MUTUAL FUND - DOMESTIC EQUITY</b>				
ALGER FUNDS SMALL CAP FOCUS Z	213,171.919	3,129,405.33 2,515,903.08	4,137,666.95	1,008,261.62 1,621,763.87
ALGER FUNDS SPECTRA Z	263,037.603	5,292,393.27 4,962,201.19	6,110,363.52	817,970.25 1,148,162.33
BRANDES FUNDS INTERNATIONAL SMALL CAP R6	168,129.706	2,362,740.32 2,253,852.36	2,094,896.14	267,844.18 - 158,956.22 -
COLUMBIA CONTRARIAN CORE	172,076.569	4,378,999.13 3,996,836.37	4,492,919.22	113,920.09 496,082.85
OAKMARK SELECT FUND-INSTITUTIONAL	116,644.513	5,293,303.26 5,170,637.41	5,337,652.91	44,349.65 167,015.50
OAKMARK INTERNATIONAL INST.	118,468.167	3,472,632.14 3,472,632.14	3,129,928.97	342,703.17 - 342,703.17 -
HARTFORD FUNDS MIDCAP CLASS Y	94,368.513	3,205,161.80 2,646,551.92	3,627,525.64	422,363.84 980,973.72
JOHN HANCOCK INTERNATIONAL GROWTH R6	101,356.824	2,891,875.83 2,891,875.83	2,857,248.87	34,626.96 - 34,626.96 -
PRUDENTIAL JENNISON GLOBAL OPPS Q	76,668.678	1,737,317.10 1,737,317.10	1,842,348.33	105,031.23 105,031.23



# TRUST EB FORMAT

Statement Period  
Account Number

07/01/2017 through 06/30/2018  
115150003820

## Schedule Of Unrealized Gains & Losses

DESCRIPTION	UNITS	BEGINNING MKT / COST	ENDING MKT VALUE	GAIN / LOSS MKT / COST
THORNBURG INVESTMENT INCOME BUILDER R6	211,485.444	4,452,864.99 4,266,293.11	4,496,180.54	43,315.55 229,887.43
UNDISCOVERED MANAGERS BEHAVIORAL VALUE R6	49,151.791	3,290,813.85 2,922,708.17	3,567,436.99	276,623.14 644,728.82
<b>TOTAL MUTUAL FUND - DOMESTIC EQUITY</b>		<b>39,507,507.02 36,836,808.68</b>	<b>41,694,168.08</b>	<b>2,186,661.06 4,857,359.40</b>
<b>MUTUAL FUND - INTERNATIONAL EQUITY</b>				
HARTFORD INTERNATIONAL VALUE - Y	254,747.769	4,374,095.52 3,673,225.33	4,254,287.74	119,807.78- 581,062.41
CLEARBRIDGE INTERNATIONAL CM CAP - IS	118,492.233	2,080,474.94 1,809,512.78	2,124,565.74	44,090.80 315,052.96
AMERICAN FUNDS NEW PERSPECTIVE F2	51,953.598	2,164,770.47 2,011,421.27	2,337,392.37	172,621.90 325,971.10
AMERICAN FUNDS NEW WORLD F2	25,363.998	1,549,843.42 1,477,105.52	1,648,913.51	99,070.09 171,807.99
<b>TOTAL MUTUAL FUND - INTERNATIONAL EQUITY</b>		<b>10,169,184.35 8,971,264.90</b>	<b>10,365,159.36</b>	<b>195,975.01 1,393,894.46</b>
<b>MUTUAL FUND - REAL ESTATE</b>				
COHEN AND STEERS REAL ESTATE SECURITIES - Z	193,002.613	2,929,706.93 2,988,356.38	2,997,330.58	67,623.65 8,974.20
PRUDENTIAL FUNDS GLOBAL REAL ESTATE CL Q	96,505.941	2,306,484.13 2,227,585.03	2,333,513.65	27,029.52 105,928.62
<b>TOTAL MUTUAL FUND - REAL ESTATE</b>		<b>5,236,191.06 5,215,941.41</b>	<b>5,330,844.23</b>	<b>94,653.17 114,902.82</b>
<b>TOTAL UNREALIZED GAINS &amp; LOSSES</b>		<b>113,485,776.14 109,453,313.34</b>	<b>114,947,487.60</b>	<b>1,461,711.46 5,494,174.26</b>

# TRUST EB FORMAT

Statement Period  
Account Number

07/01/2017 through 06/30/2018  
115150003820

## Balance Sheet


	AS OF 07/01/2017		AS OF 06/30/2018	
	AVG COST VALUE	MARKET VALUE	AVG COST VALUE	MARKET VALUE
<b>A S S E T S</b>				
CASH	206,422.64	206,422.64	161,645.60	161,645.60
DUE FROM BROKERS	0.00	0.00	0.00	0.00
<b>TOTAL CASH &amp; RECEIVABLES</b>	<b>206,422.64</b>	<b>206,422.64</b>	<b>161,645.60</b>	<b>161,645.60</b>
MUTUAL FUNDS				
MUTUAL FUND - FIXED INCOME	47,794,947.71	47,939,083.67	58,429,298.35	57,557,315.93
MUTUAL FUND - DOMESTIC EQUITY	23,246,096.61	26,085,087.65	36,836,808.68	41,694,168.08
MUTUAL FUND - INTERNATIONAL EQUI	14,485,917.36	16,338,403.15	8,971,264.90	10,365,159.36
MUTUAL FUND - REAL ESTATE	6,699,244.50	6,728,334.44	5,215,941.41	5,330,844.23
<b>TOTAL MUTUAL FUNDS</b>	<b>92,226,206.18</b>	<b>97,090,908.91</b>	<b>109,453,313.34</b>	<b>114,947,487.60</b>
<b>TOTAL HOLDINGS</b>	<b>92,226,206.18</b>	<b>97,090,908.91</b>	<b>109,453,313.34</b>	<b>114,947,487.60</b>
<b>TOTAL ASSETS</b>	<b>92,432,628.82</b>	<b>97,297,331.55</b>	<b>109,614,958.94</b>	<b>115,109,133.20</b>
<b>L I A B I L I T I E S</b>				
DUE TO BROKERS	206,422.64	206,422.64	161,645.60	161,645.60
<b>TOTAL LIABILITIES</b>	<b>206,422.64</b>	<b>206,422.64</b>	<b>161,645.60</b>	<b>161,645.60</b>
<b>TOTAL NET ASSET VALUE</b>	<b>92,226,206.18</b>	<b>97,090,908.91</b>	<b>109,453,313.34</b>	<b>114,947,487.60</b>




# TRUST EB FORMAT

Statement Period  
Account Number


07/01/2017 through 06/30/2018  
115150003820




## Beginning Market Allocation



0.2%		CASH & RECEIVABLES	206,422.64
0.2%		LIABILITIES	206,422.64-
100.0%		MUTUAL FUNDS	97,090,908.91
<b>100.0%</b>	<b>Total</b>		<b>97,090,908.91</b>

## Ending Market Allocation



0.1%		CASH & RECEIVABLES	161,645.60
0.1%		LIABILITIES	161,645.60-
100.0%		MUTUAL FUNDS	114,947,487.60
<b>100.0%</b>	<b>Total</b>		<b>114,947,487.60</b>

Statement Period  
Account Number

07/01/2017 through 06/30/2018  
115150003820

## Schedule Of Prior Period Trades Settled

DATE	DESCRIPTION	DUE FROM BROKERS	DUE TO BROKERS
07/03/2017	PURCHASED 1,572.912 SHS BLACKROCK TOTAL RETURN - K ON 06/30/2017 AT 11.74 FOR REINVESTMENT		18,465.99
07/03/2017	PURCHASED 826.278 SHS GUGGENHEIM INVESTMENTS MACRO OPPORTUNITIES INST. ON 06/30/2017 AT 26.64 FOR REINVESTMENT		22,012.05
07/03/2017	PURCHASED 1,105.347 SHS GUGGENHEIM INVESTMENTS INVESTMENT GRADE BOND FUND ON 06/30/2017 AT 18.47 FOR REINVESTMENT		20,415.75
07/03/2017	PURCHASED 882.519 SHS LEGG MASON BW GLOBAL OPPORTUNITIES BOND IS ON 06/30/2017 AT 11.00 FOR REINVESTMENT		9,707.71
07/03/2017	PURCHASED 2,688.922 SHS LEGG MASON BW ALTERNATIVE CREDIT ON 06/30/2017 AT 10.29 FOR REINVESTMENT		27,669.01
07/03/2017	PURCHASED 1,327.355 SHS PRUDENTIAL FUNDS TOTAL RETURN BOND CL Q ON 06/30/2017 AT 14.46 FOR REINVESTMENT		19,193.56
07/03/2017	PURCHASED 1,779.53 SHS WESTERN ASSET CORE PLUS BOND IS ON 06/30/2017 AT 11.78 FOR REINVESTMENT		20,962.86
07/05/2017	PURCHASED 547.427 SHS BRANDES FUNDS INTERNATIONAL SMALL CAP R6 ON 06/30/2017 AT 14.20 FOR REINVESTMENT		7,773.47
07/05/2017	PURCHASED 637.501 SHS BRANDES FUNDS EMERGING MARKETS VALUE R6 ON 06/30/2017 AT 8.81 FOR REINVESTMENT		5,616.38

## TRUST EB FORMAT

Statement Period  
Account Number

07/01/2017 through 06/30/2018  
115150003820

### Schedule Of Prior Period Trades Settled

---

DATE	DESCRIPTION	DUE FROM BROKERS	DUE TO BROKERS
07/05/2017	PURCHASED 1,810.05 SHS BRANDES FUNDS INTERNATIONAL EQUITY - R6 ON 06/30/2017 AT 16.94 FOR REINVESTMENT		30,662.24
07/05/2017	PURCHASED 1,570.073 SHS COHEN AND STEERS REAL ESTATE SECURITIES - Z ON 06/30/2017 AT 15.25 FOR REINVESTMENT		23,943.62
	<b>TOTAL PRIOR PERIOD TRADES SETTLED</b>		<b>206,422.64</b>
	<b>NET RECEIVABLE/PAYABLE</b>		<b>206,422.64 -</b>

## TRUST EB FORMAT

Statement Period  
Account Number

07/01/2017 through 06/30/2018  
115150003820

### Schedule Of Pending Trades End Of Period

DATE	DESCRIPTION	DUE FROM BROKERS	DUE TO BROKERS
07/02/2018	PURCHASED 2,142.13 SHS BLACKROCK TOTAL RETURN - K ON 06/29/2018 AT 11.32 FOR REINVESTMENT		24,248.91
07/02/2018	PURCHASED 1,080.571 SHS GUGGENHEIM INVESTMENTS MACRO OPPORTUNITIES INST. ON 06/29/2018 AT 26.55 FOR REINVESTMENT		28,689.15
07/02/2018	PURCHASED 1,245.472 SHS GUGGENHEIM INVESTMENTS INVESTMENT GRADE BOND FUND ON 06/29/2018 AT 18.43 FOR REINVESTMENT		22,954.05
07/02/2018	PURCHASED 14.375 SHS HARTFORD WORLD BOND - Y ON 06/28/2018 AT 10.72 FOR REINVESTMENT		154.10
07/02/2018	PURCHASED 2,104.775 SHS PRUDENTIAL FUNDS TOTAL RETURN BOND CL Q ON 06/29/2018 AT 14.09 FOR REINVESTMENT		29,656.28
07/02/2018	PURCHASED 2,335.651 SHS WESTERN ASSET CORE PLUS BOND IS ON 06/29/2018 AT 11.29 FOR REINVESTMENT		26,369.50
07/03/2018	PURCHASED 407.001 SHS BRANDES FUNDS INTERNATIONAL SMALL CAP R6 ON 06/29/2018 AT 12.46 FOR REINVESTMENT		5,071.23
07/03/2018	PURCHASED 1,577.745 SHS COHEN AND STEERS REAL ESTATE SECURITIES - Z ON 06/29/2018 AT 15.53 FOR REINVESTMENT		24,502.38
	<b>TOTAL PENDING TRADES END OF PERIOD</b>		<b>161,645.60</b>
	<b>NET RECEIVABLE/PAYABLE</b>		<b>161,645.60-</b>